



BELDA COLLEGE

SUMMARY REPORT OF FEEDBACK COLLECTED FROM STUDENTS ON CURRICULUM, TEACHING LEARNING & EVALUATION

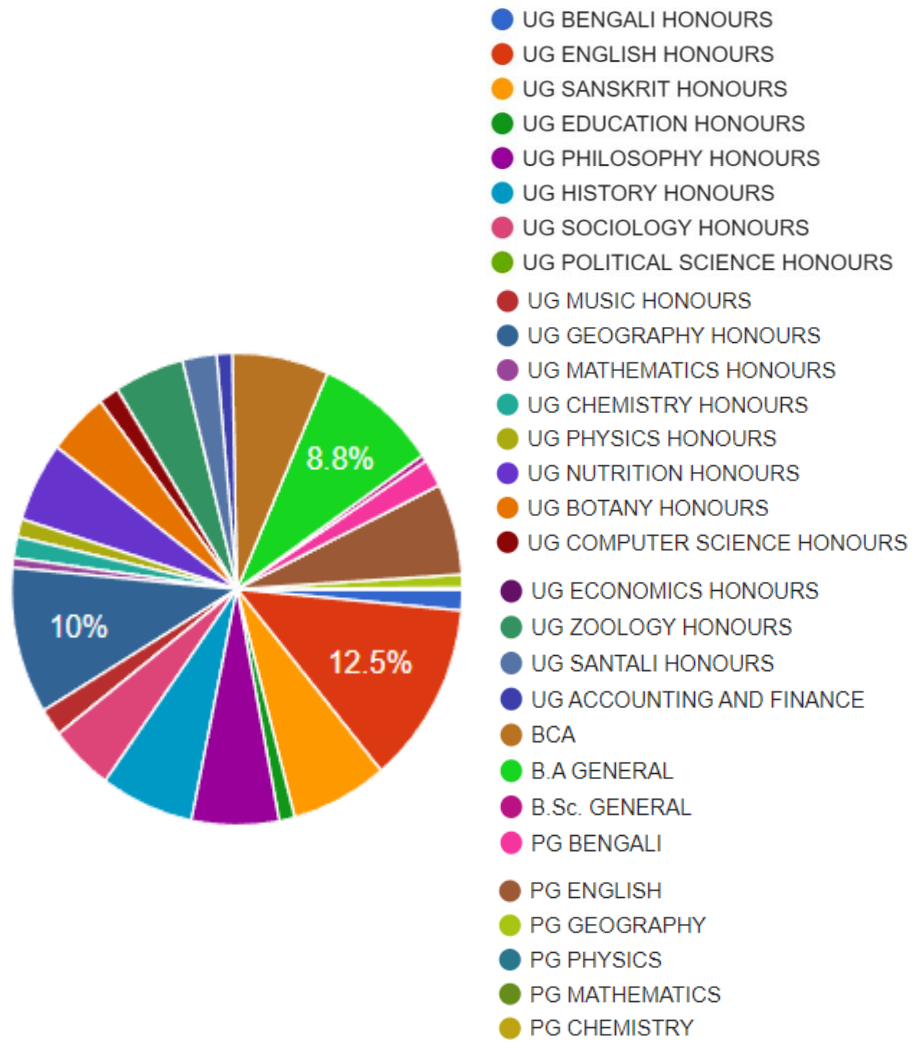


**PREPARED BY:
THE INTERNAL QUALITY ASSURANCE CELL
BELDA COLLEGE
2021-2022**

SL.NO.	PROGRAMME	COURSE WITH DEPARTMENT	NO OF STUDENTS WHO SUBMITTED THEIR FEEDBACK
1	UG (B.A)	BENGALI HONOURS	13
2		ENGLISH HONOURS	112
3		SANSKRIT HONOURS	62
4		EDUCATION HONOURS	10
5		PHILOSOPHY HONOURS	56
6		HISTORY HONOURS	60
7		SOCIOLOGY HONOURS	41
8		SANTALI HONOURS	22
9		MUSIC HONOURS	17
10		GEOGRAPHY HONOURS	90
11	UG (B.SC)	PHYSICS HONOURS	11
11		CHEMISTRY HONOURS	13
12		MATHS HONOURS	06
13		NUTRITION HONOURS	32
14		BOTANY HONOURS	39
15		COMPUTER SC HONOURS	13
16		ZOOLOGY HONOURS	44
17	ECONOMICS HONOURS	00	
18	UG (B.COM)	COMMERCE	10
19	BCA	BCA	62
20	UG	BA GENERAL	79
21	UG	B.SC GENERAL	04
22	PG	BENGALI	17
23		ENGLISH	56
24		GEOGRAPHY	08
25		MATHEMATICS	00
26		CHEMISTRY	00
TOTAL			896

PROGRAMME

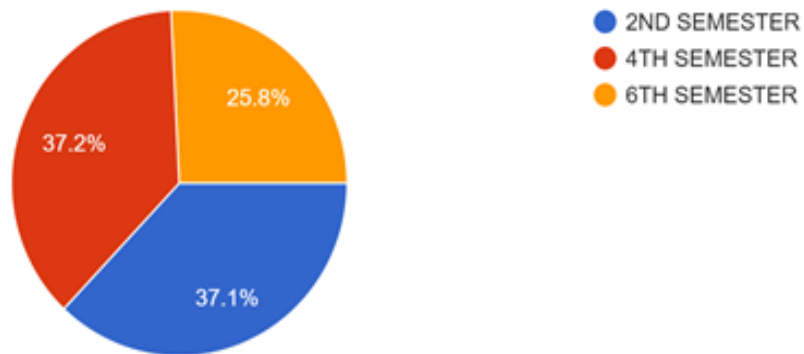
896 responses



Semester-wise distribution of students

SEMESTER	2ND	4TH	6TH	TOTAL
NO. OF STUDENTS	332 (37.1%)	333 (37.2%)	231 (25.8%)	896 (100%)

SEMESTER
896 responses



Analysis of Feedback on Curriculum

TABLE 1: The curriculum seeks to respond to the contemporary developments in the subject

CATEGORY	To some Extent	To full Extent	Not at all	Cannot say	Total
RESPONSE	462 (40%)	358 (51.6%)	36 (4%)	40 (4.5%)	896 (100%)

1. The curriculum seeks to respond to the contemporary developments in the subject
896 responses

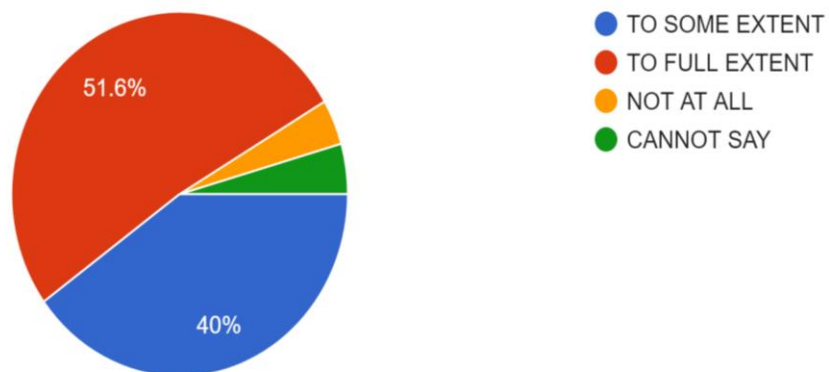


TABLE 2: Depth of the course content including project work

CATEGORY	VERY GOOD	GOOD	SATISFACTORY	UNSATISFACTORY	TOTAL
RESPONSE	425 (47.4%)	397 (44.3%)	52 (5.8%)	22 (2.5%)	896 (100%)

2.Depth of the course content including project work, if any ?

896 responses

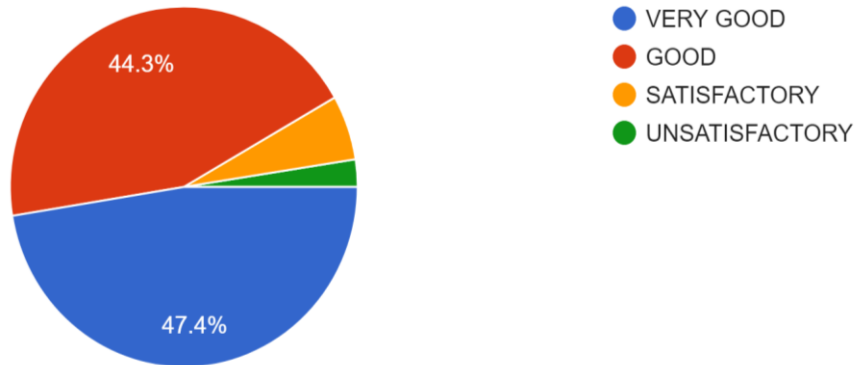


TABLE 3: Extent of coverage of course

CATEGORY	VERY GOOD	GOOD	SATISFACTORY	UNSATISFACTORY	TOTAL
RESPONSE	(49.1%)	(43.5%)	57 (6.4%)	9 (1%)	896 (100%)

3.Extent of coverage of course.

896 responses

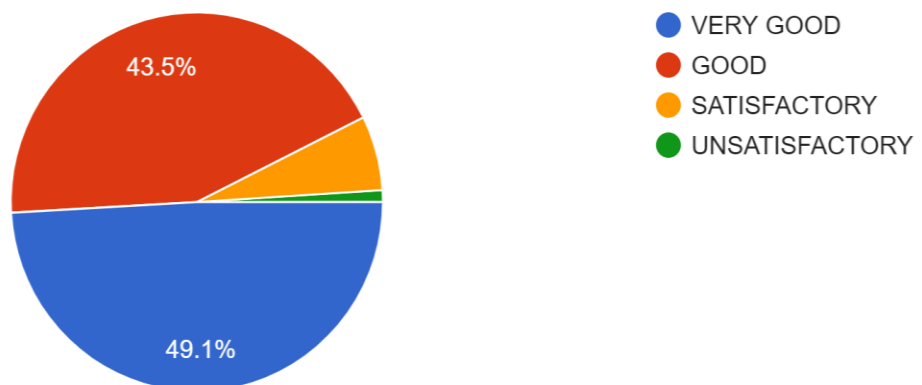


TABLE 4: Applicability/relevance to real life situations.

CATEGORY	VERY GOOD	GOOD	SATISFACTORY	UNSATISFACTORY	TOTAL
RESPONSE	388 (43.3%)	423 (47.2%)	83 (9.3%)	00	896 (100%)

4.Applicability/relevance to real life situations.

896 responses

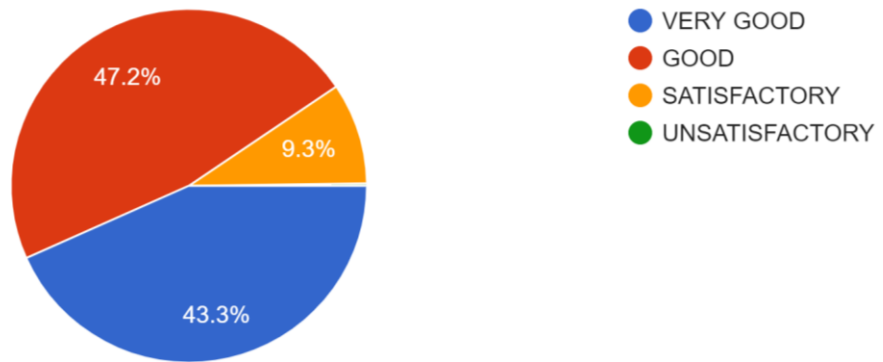


TABLE 5: Learning value (in terms of knowledge, concepts, manual skills, analytical abilities, and broadening perspectives).

CATEGORY	VERY GOOD	GOOD	SATISFACTORY	UNSATISFACTORY	TOTAL
RESPONSE	458 (51.1%)	369 (41.2%)	57 (6.4%)	12 (1.3%)	896 (100%)

5.Learning value (in terms of knowledge, concepts, manual skills, analytical abilities and broadening perspectives).

896 responses

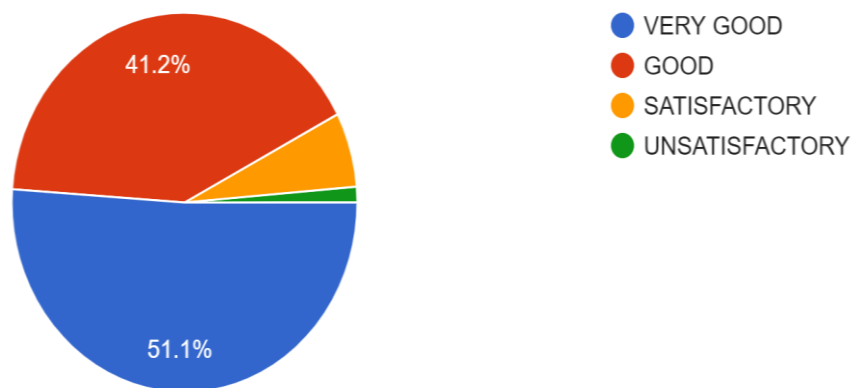


TABLE 6: Clarity and relevance of textual reading material.

CATEGORY	VERY GOOD	GOOD	SATISFACTORY	UNSATISFACTORY	TOTAL
RESPONSE	432 (48.2%)	384 (42.9%)	69 (7.7%)	11 (1.2%)	896 (100%)

6. Clarity and relevance of textual reading material.

896 responses

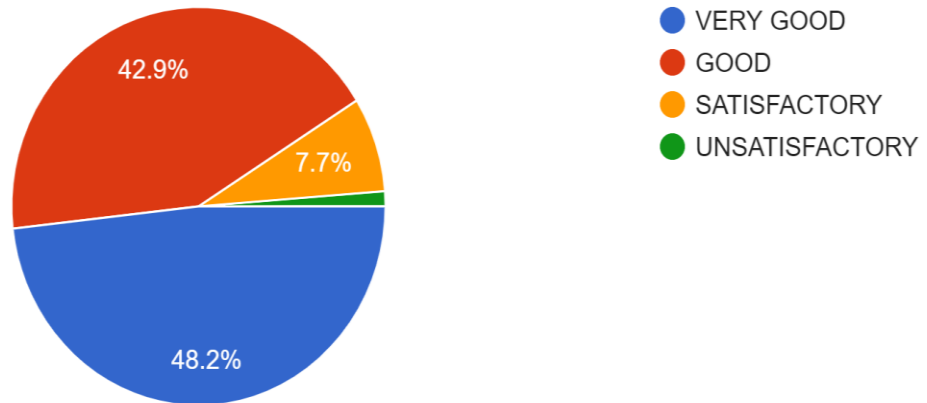
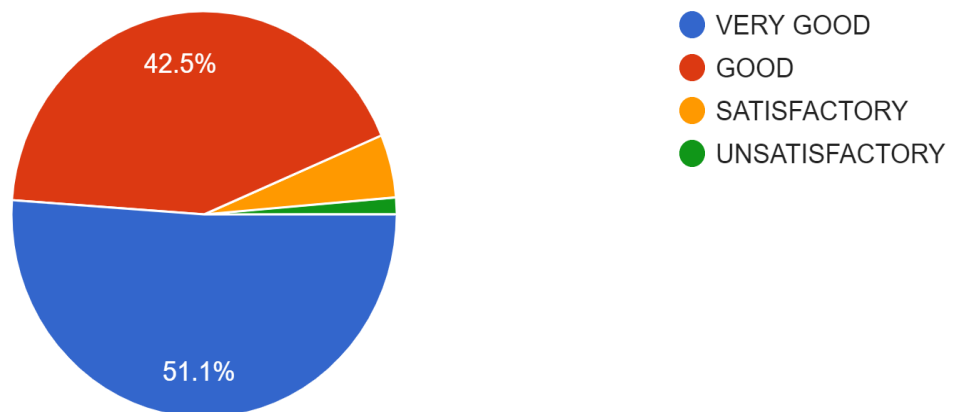


TABLE 7: Overall rating.

CATEGORY	VERY GOOD	GOOD	SATISFACTORY	UNSATISFACTORY	TOTAL
RESPONSE	458 (51.1%)	381 (42.5%)	45 (5%)	12 (1.3%)	896 (100%)

7. Overall rating.

896 responses



Analysis of Feedback on Teaching, Learning & Evaluation

Table 1: Quality of the VU prescribed Syllabus

CATEGORY	Challenging	Dull	Adequate	Inadequate	TOTAL
RESPONSE	550 (61.4%)	44 (4.9%)	296 (33%)	6 (0.7%)	896 (100%)

1. The VU prescribed syllabus was:

896 responses

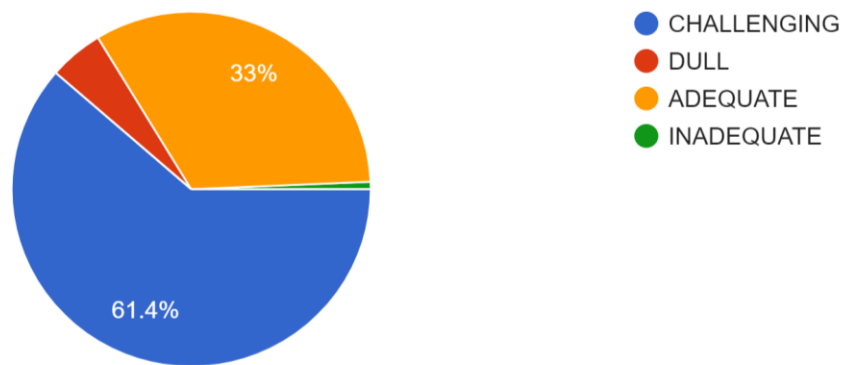


TABLE 2: Background for benefiting from the course was

CATEGORY	More than Adequate	Just Adequate	Inadequate	Cannot Say	TOTAL
RESPONSE	447 (49.9%)	387 (43.2%)	19 (2.1%)	43 (4.8%)	896 (100%)

2. Your background for benefiting from the course was:

896 responses

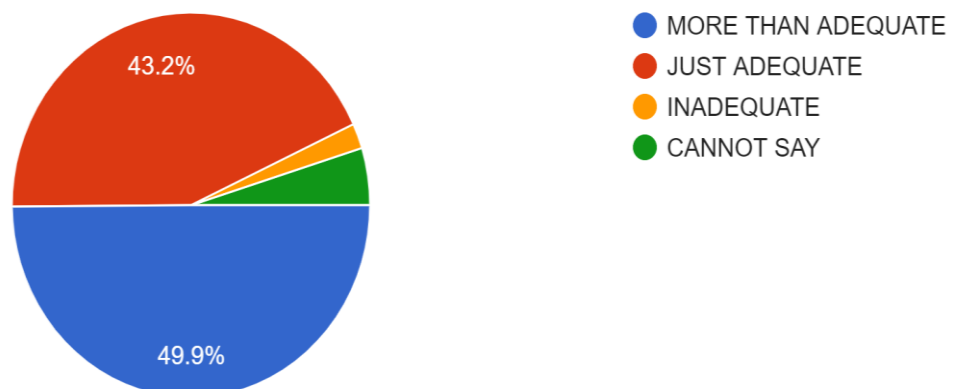


TABLE 3: Use of Teaching Aids and ICT to Facilitate Teaching

CATEGORY	Excellent	Very Good	Good	Average	Below Average	TOTAL
RESPONSE	135 (15.1%)	251 (28%)	375 (41.9%)	110 (12.3%)	25 (2.8%)	896 (100%)

3. Use of Teaching Aids and ICT to Facilitate Teaching:

896 responses

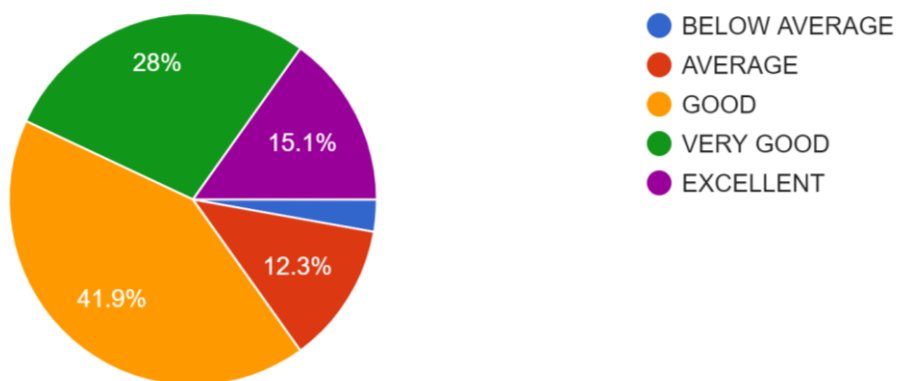


TABLE 4: Online/Offline Classes were conducted by the department according to the Timetable

CATEGORY	Regularly	Sometimes	Never	I did not attend any class	TOTAL
RESPONSE	675 (75.3%)	195 (21.8%)	24 (2.7%)	00	896 (100%)

4. Online/Offline Classes were conducted by the department according to the Time-Table

896 responses

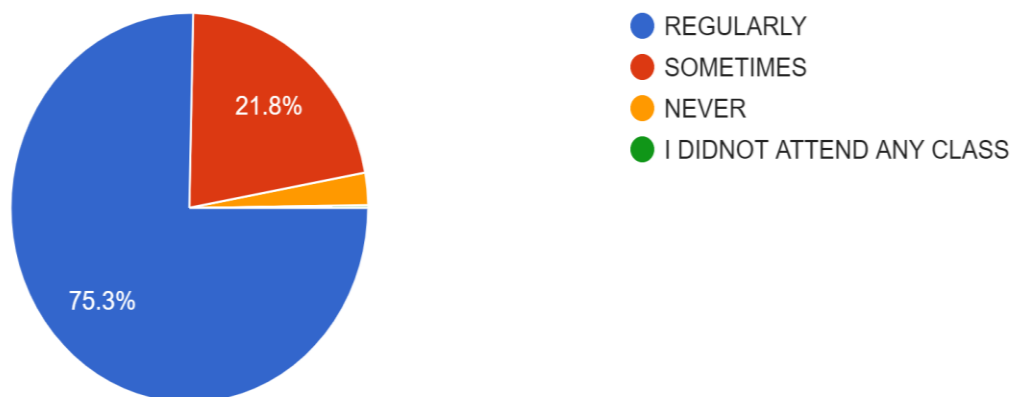


TABLE 5: Medium of communication used by the Respective Departments

CATEGORY	WA	E-MAIL	TEXT MESSAGE	TELEPHONIC CALL	NONE	TOTAL
RESPONSE	871 (97.2%)	22 (2.5%)	01 (0.1%)	01 (0.1%)	01 (0.1%)	896 (100%)

5. Medium of communication used by department

896 responses

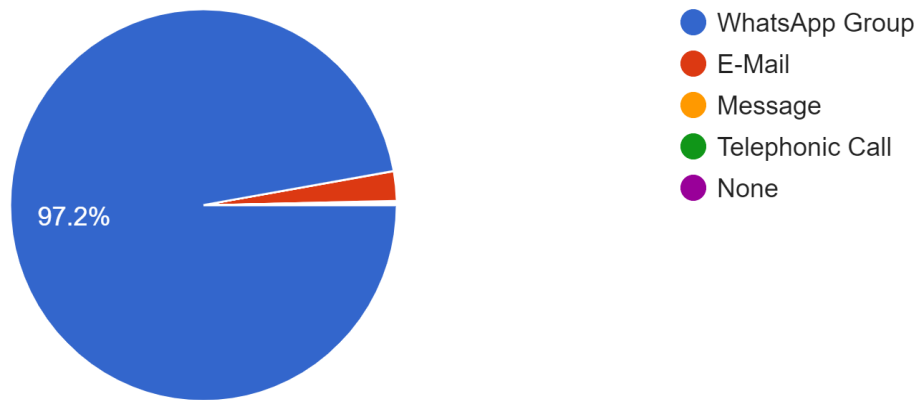


TABLE 6: Whether Students were given the meeting link for online class regularly on time or not

CATEGORY	YES	NO	CAN NOT SAY	TOTAL
RESPONSE	836 (93.3%)	39 (4.4%)	21 (2.3%)	896 (100%)

6. Were you given the meeting link for online class regularly on time ?

896 responses

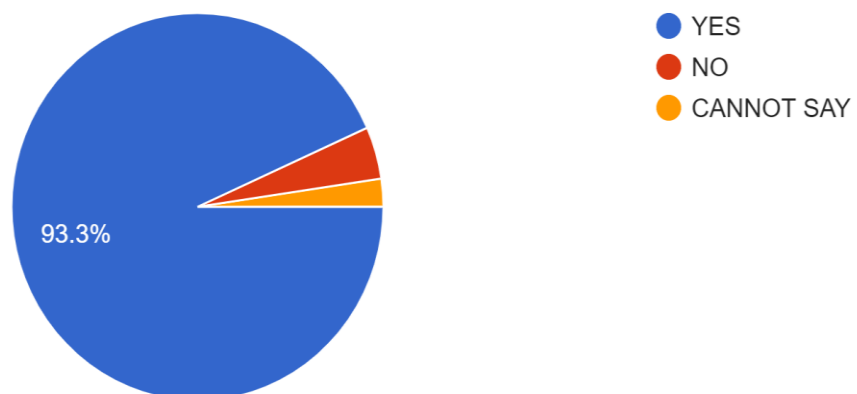


TABLE 7: Whether students were provided with the syllabus of the course at the beginning of the semester or not

CATEGORY	YES	NO	CAN NOT SAY	TOTAL
RESPONSE	843 (94.1%)	35 (3.9%)	18 (2%)	896 (100%)

7. Were you provided with the syllabus of the course at the beginning of the semester ?

896 responses

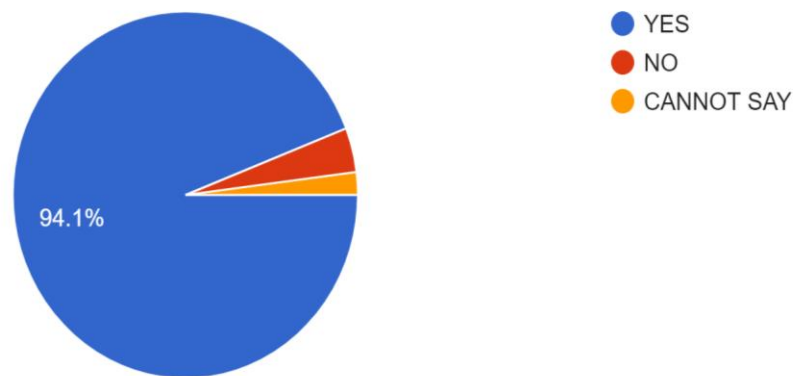


TABLE 8: Whether Teachers used PPT presentations during Online Classes

CATEGORY	Always	Sometimes	Never	TOTAL
RESPONSE	494 (55.1%)	351 (39.2%)	51 (5.7%)	896 (100%)

8. PPT presentations were used for Online/offline Classes

896 responses

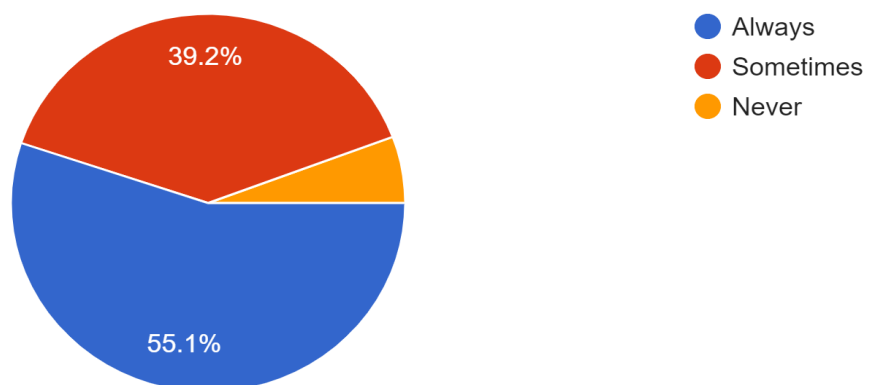


TABLE: 9 Whether Class Tests/Mock Tests were taken online/offline

CATEGORY	Strongly Agree	Agree	Disagree	TOTAL
RESPONSE	305 (34%)	524 (58.5%)	67 (7.5%)	896 (100%)

09. Regular Class Tests/Mock Tests were taken online/offline

896 responses

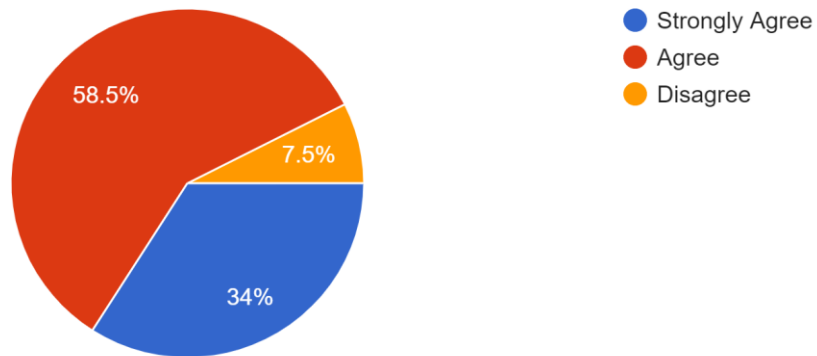


TABLE 10: How the teachers provide feedback on the performance of students.

CATEGORY	Regularly in time with helpful comments	Irregularly/Late without comments	Never	TOTAL
RESPONSE	818 (91.3%)	54 (6%)	24 (2.7%)	896 (100%)

10. How did the teachers provide feedback on your performance?

896 responses

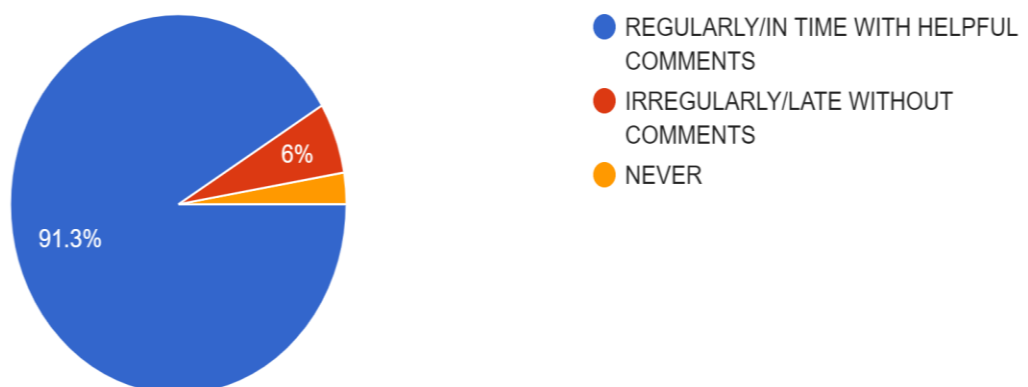


TABLE 11: Whether sufficient study materials were provided regularly by the Teacher after the completion of each topic

CATEGORY	Strongly Agree	Agree	Strongly Disagree	I did not attend any class	TOTAL
RESPONSE	376 (42%)	489 (54.6%)	23 (2.6%)	08 (0.9%)	896 (100%)

11. Sufficient study materials were provided regularly after each topic was completed
896 responses

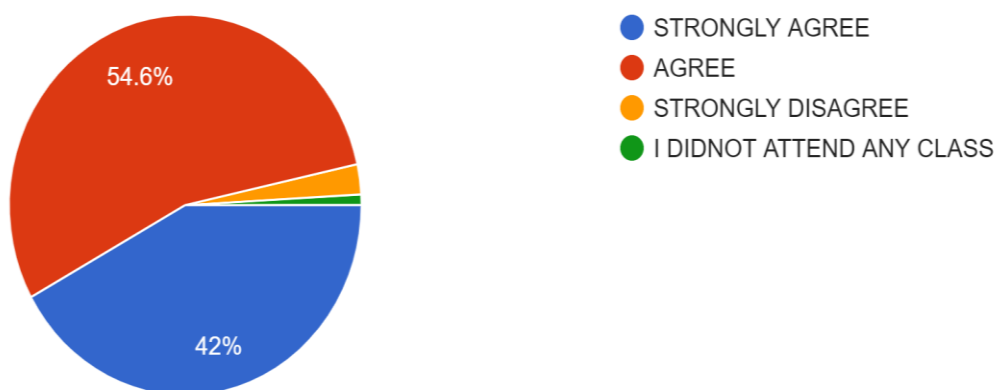


TABLE 12: Coverage of the Syllabus through the online class

CATEGORY	85%-100%	70%-85%	55%-70%	Less Than 55%	TOTAL
RESPONSE	379 (42.3%)	342 (38.2%)	117 (13.1%)	58 (6.5%)	896 (100%)

12. How much of the syllabus was covered through online class?
896 responses

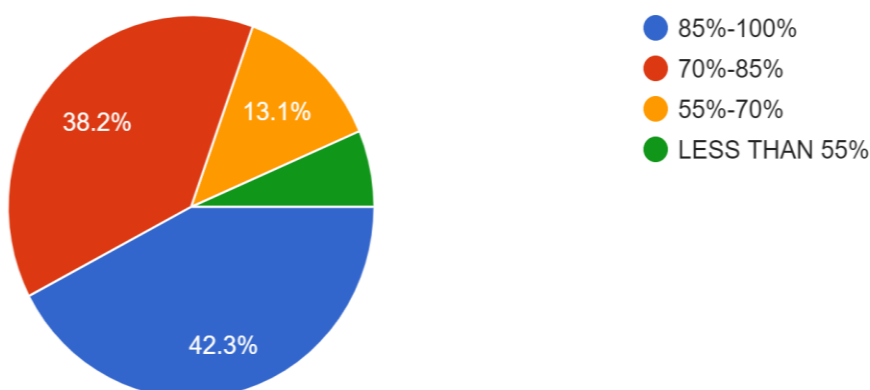


TABLE 13: How well did the teachers prepare for class?

CATEGORY	Thoroughly	Satisfactorily	Poorly	Not At All	TOTAL
RESPONSE	535 (59.7%)	311 (34.7%)	37 (4.1%)	13 (1.5%)	896 (100%)

13. How well did the teachers prepare for class?

896 responses

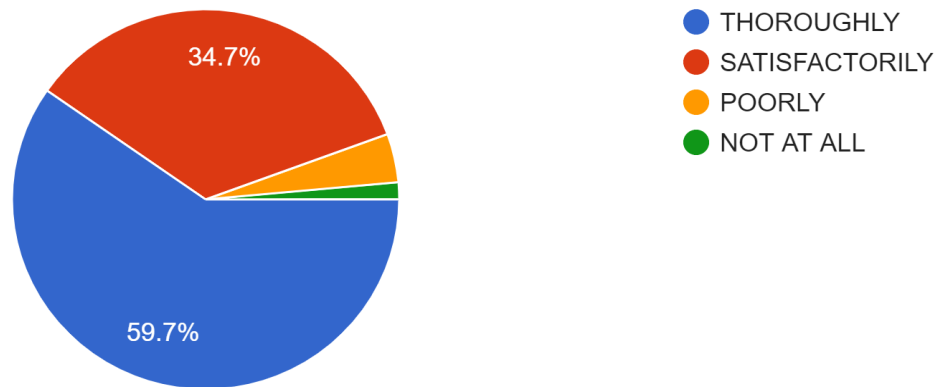


TABLE 14: Whether teachers encouraged students to interact during online & offline classes or not

CATEGORY	Always	So often	Sometimes	Rarely	TOTAL
RESPONSE	685 (76.5%)	78 (8.7%)	125 (14%)	08 (0.9%)	896 (100%)

14. Did the teachers encourage student interaction in online & offline classes?

896 responses

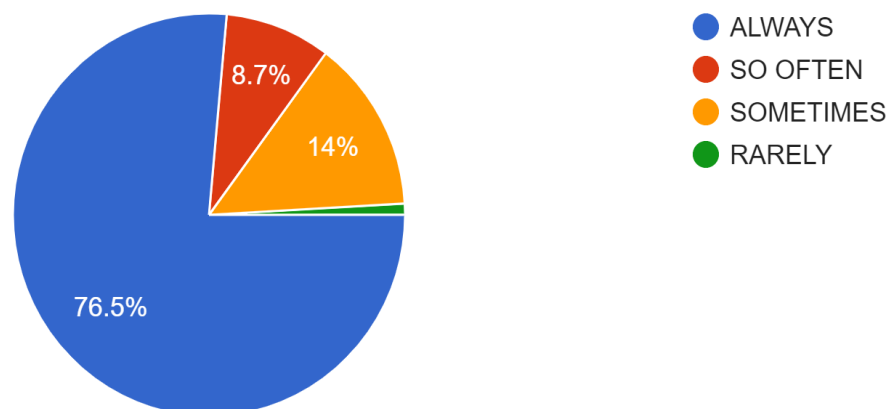


TABLE 15: Platform used by Teachers to conduct Online Classes

G-MEET	G-CLASS ROOM	ZOOM	VOICE RECORDING	WA VIDEO CALL	MICROSOFT TEAM	TELEPHONIC CONFERENCE	OTHER	TOTAL
640 (71.4%)	231 (25.8%)	07 (0.8%)	02 (0.2%)	09 (1%)	00	00	07 (0.8%)	896 (100%)

15. Platform used by Teachers to conduct Online Classes

896 responses

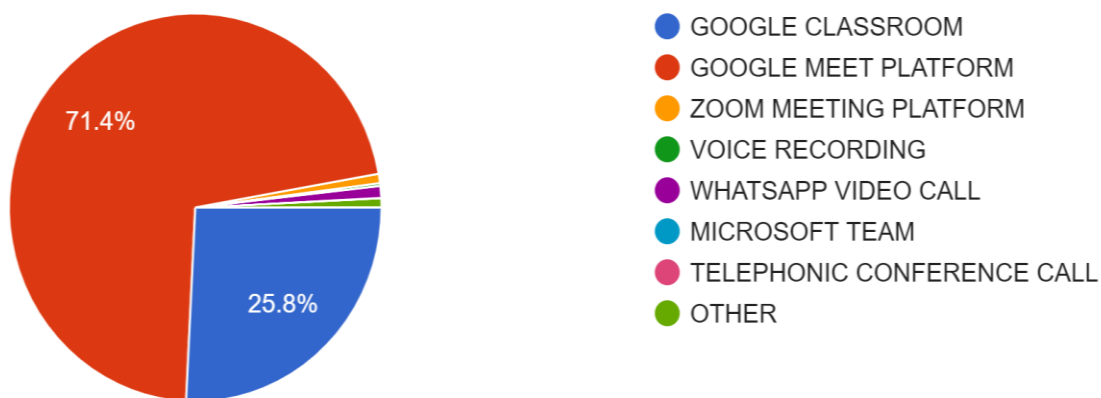


TABLE 16: Transparency of the online & offline Class tests/Mock Tests system conducted

FAIR	BIASED	NEEDS SOME IMPROVEMENT	NEEDS RADICAL IMPROVEMENT	I DID NOT APPEAR	TOTAL
491 (54.8%)	126 (14.1%)	237 (26.5%)	20 (2.2%)	22 (2.5%)	896 (100%)

16. The Online & offline Class tests/Mock Tests system operated:

896 responses

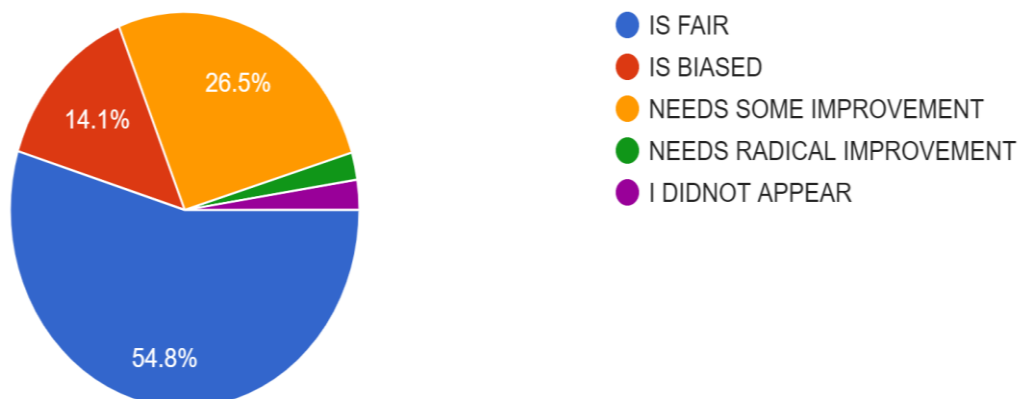


TABLE 17: Integration of Theory and Practical in Classes (Wherever Applicable)

CATEGORY	Excellent	Very Good	Good	Average	Below Average	TOTAL
RESPONSE	119 (13.3%)	210 (23.4%)	420 (46.9%)	117 (13.1%)	30 (3.3%)	896 (100%)

17. Integration of Theory and Practical in Classes (Wherever Applicable)

896 responses

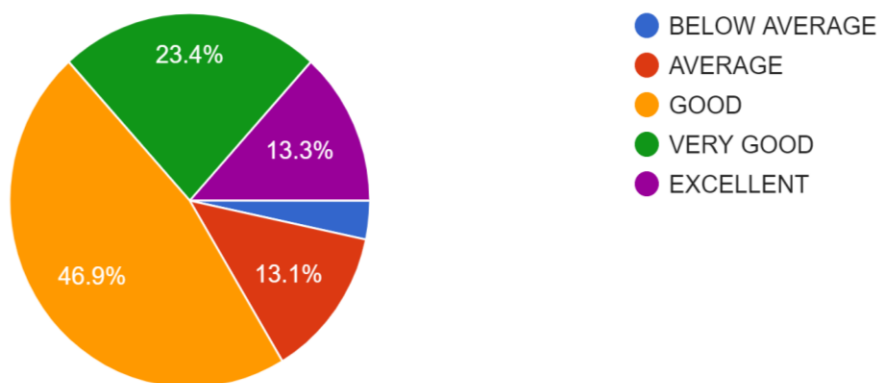


TABLE 18 Frequency of attending Online classes by students

CATEGORY	REGULARLY	SOMETIMES	NEVER	TOTAL
RESPONSE	757 (84.5%)	130 (14.5%)	09 (1%)	896 (100%)

18. I attended Online classes

896 responses

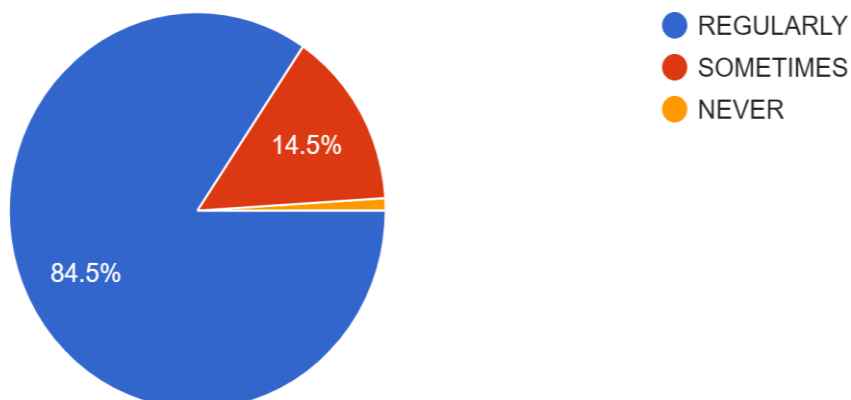


TABLE 19: Overall Learning Experience through Online Platform

CATEGORY	Excellent	Very Good	Good	Average	Below Average	TOTAL
RESPONSE	137 (15.3%)	215 (24%)	411(45.9%)	97 (10.8%)	36 (4%)	896 (100%)

19. Overall Learning Experience through Online Platform

896 responses

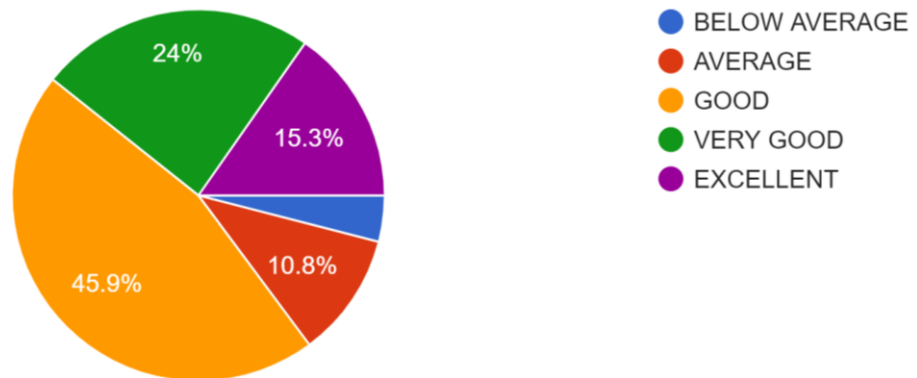


TABLE 20: Availability of Online Resources

CATEGORY	Always	Sometimes	Never	TOTAL
RESPONSE	663 (74%)	224 (25%)	9 (1%)	896 (100%)

20. Availability of Online Resources

896 responses

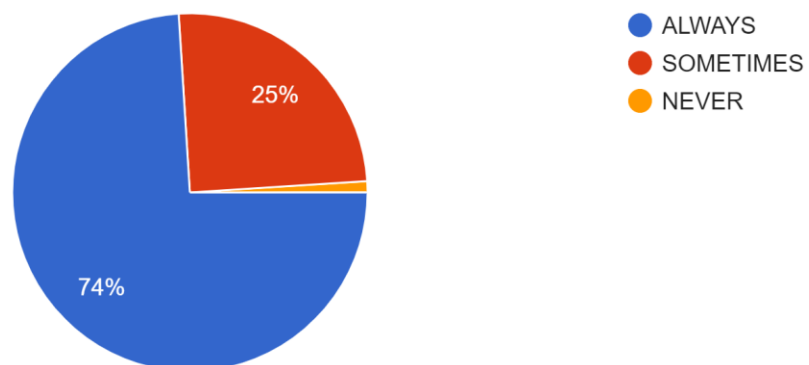


TABLE 21: Whether students get the Opportunity to Participate in Online Seminars/ Webinars/E-Workshop/E-Conference/Research Projects

CATEGORY	Excellent	Very Good	Average	Below Average	TOTAL
RESPONSE	128 (14.3%)	485 (54.1%)	244 (27.2%)	39 (4.4%)	896 (100%)

21. Opportunity to Participate in Online Seminar/Webinars/E-Workshop/E-Conference/Research Projects:

896 responses

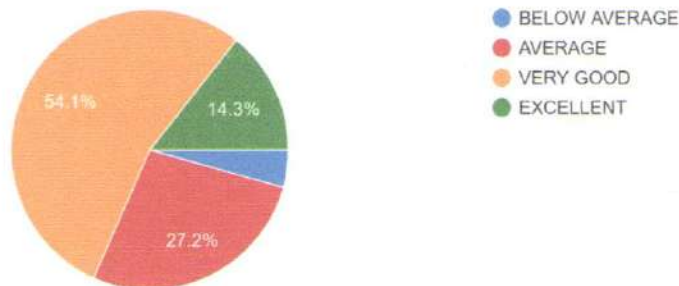
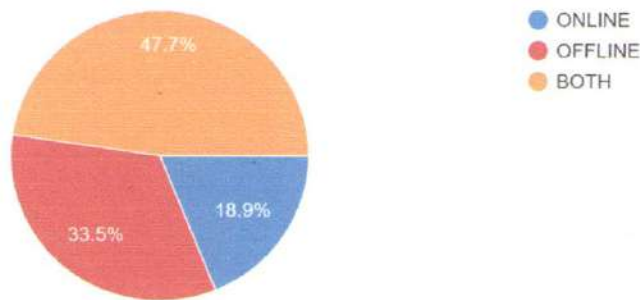


TABLE 22: Preferred mode of learning of Students

CATEGORY	Online	Offline	Both	TOTAL
RESPONSE	169 (18.9%)	300 (33.5%)	427 (47.7%)	896 (100%)

23. Your preferred mode of Learning?

896 responses



Asit Panda 23/9/22
Dr Asit Panda
 Co-ordinator, IQAC
 Belda College
 Paschim Medinipur, WB

Co-ordinator
INTERNAL QUALITY ASSURANCE CELL
 BELDA COLLEGE
 BELDA • PASCHIM MEDINIPUR



Manabendra Mondal 23.9.22
Dr Manabendra Mondal
 Chairperson, IQAC & Principal
 Belda College
 Paschim Medinipur, W.B

Principal & Chairperson
 Internal Quality Assurance Cell (IQAC)
 Belda College
 Belda • Paschim Medinipur



BELDA COLLEGE

(Accredited with CGPA of 2.75 at 'B' Grade by NAAC)

Belda :: Paschim Medinipur :: 721424 :: WB

ISO 9001:2015 Certified Organisation

Tel.:03229-255 246 * Email: principal@beldacollege.ac.in * Web: www.beldacollege.ac.in

SUGGESTIONS/RECOMMENDATIONS RECEIVED THROUGH FEEDBACK FROM VARIOUS STAKEHOLDERS, i.e., STUDENTS, FACULTY, ALUMNI & EMPLOYERS FOR THE SESSION 2021-2022

SUGGESTIONS/RECOMMENDATIONS RECEIVED THROUGH FEEDBACK FROM STUDENTS

- Modification in the overall CBCS curriculum and of certain courses like those of BCA, Sociology etc.
- More books and Journals in the Library
- Enhance ICT facilities of the college
- Introduce Certificate Courses
- Organise Annual Educational Tour
- Take the initiative to introduce PhD Programmes
- Concession in Tuition Fees
- Introduce PG Courses

SUGGESTIONS/RECOMMENDATIONS RECEIVED THROUGH FEEDBACK FROM TEACHERS

- Modification in the overall CBCS curriculum and focus towards outcome based education in view of NEP 2020
- More books in the Departmental seminar Library
- More Journals in the Central Library
- Augmentation of ICT facilities in the classrooms
- Organise Annual Educational Tour
- Initiative to introduce PhD Programmes
- Introduce PG Courses
- Improvement of physical infrastructure of laboratories
- Organise career oriented programmes

SUGGESTIONS/RECOMMENDATIONS RECEIVED THROUGH FEEDBACK FROM ALUMNI

- Organise Annual Educational Tour
- Initiative to introduce PhD Programmes
- Introduce PG Courses
- Organise career oriented programmes
- Improvement of Departmental Book Bank





BELDA COLLEGE

(Accredited with CGPA of 2.75 at 'B' Grade by NAAC)

Belda :: Paschim Medinipur :: 721424 :: WB

ISO 9001:2015 Certified Organisation

Tel.:03229-255 246 * Email: principal@beldacollege.ac.in * Web: www.beldacollege.ac.in

SUGGESTIONS/RECOMMENDATIONS RECEIVED THROUGH FEEDBACK FROM EMPLOYERS

- Integrate topics related to job or vocation within the syllabus
- Increase skill development based programmes for the students
- Provide Spoken English Training to the students
- Organise more Industrial Visits for the students

Dr Asit Panda
Co-ordinator, IQAC
Belda College
Paschim Medinipur, WB
Co-ordinator
INTERNAL QUALITY ASSURANCE CELL
BELDA COLLEGE
BELDA, PASCHIM MEDINIPUR

Dr Manabendra Mondal
Chairperson, IQAC & Principal
Belda College
Paschim Medinipur, WB
Principal & Chairperson
Internal Quality Assurance Cell (IQAC)
Belda College
Belda * Paschim Medinipur

