



BELDA COLLEGE

SUMMARY REPORT OF

FEEDBACK COLLECTED

FROM ALUMNI

SESSION: 2021-2022

SUMMARY OF FEEDBACK COLLECTED FROM ALUMNI

TABLE 1

| YEAR OF PASSING OUT | 2010 | 2018 | 2019 | 2020 | 2021 | 2022 | TOTAL |
|---------------------|----------|---------|---------|----------|------------|----------|-----------|
| RESPONSES | 1 (2.9%) | 1(2.9%) | 1(2.9%) | 21 (60%) | 10 (28.6%) | 1 (2.9%) | 35 (100%) |

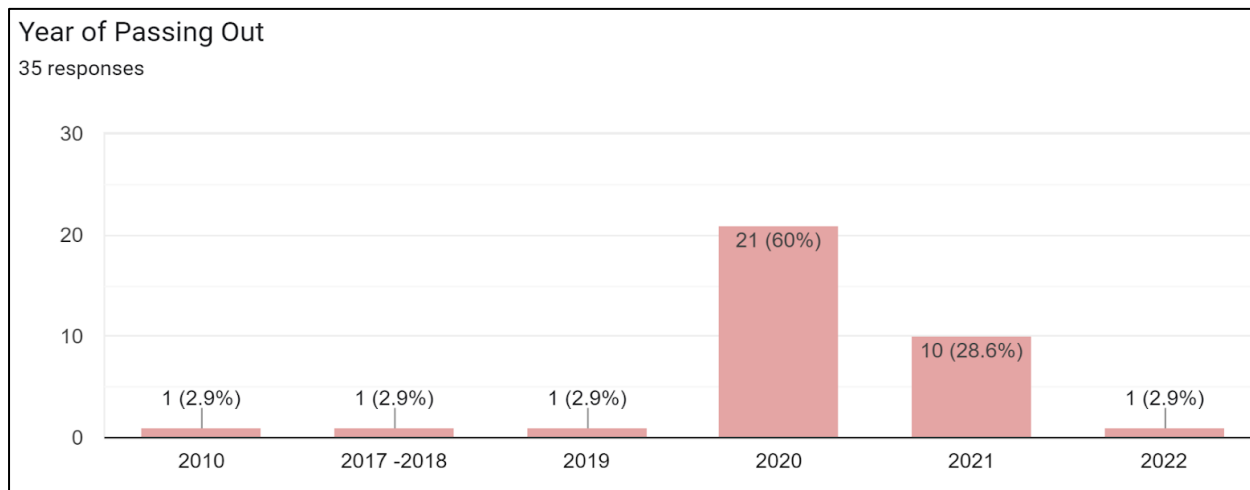


Table 2: Whether respondents feel proud to be associated with their Alma Mater as an Alumni or not?

| YES | NO | TOTAL |
|-----------|----|-----------|
| 35 (100%) | 00 | 35 (100%) |

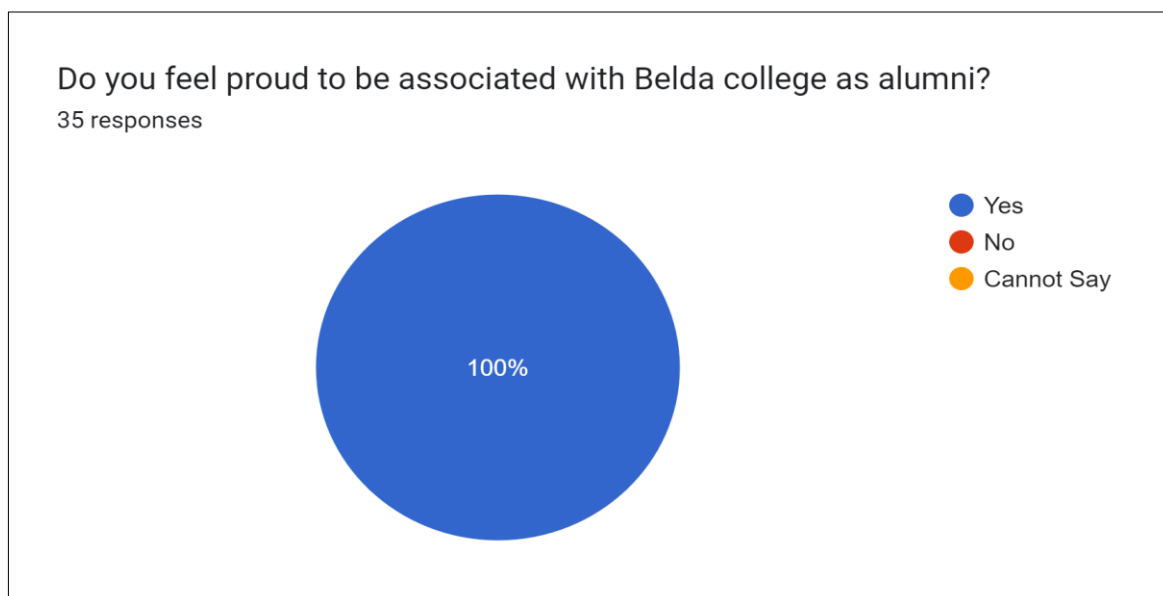


Table 3: Whether the Institute organize various kinds of activities for overall development of students or not?

| YES | NO | CANNOT SAY | TOTAL |
|-------------------|-----------------|----------------|------------------|
| 31 (88.6%) | 2 (5.7%) | 2(5.7%) | 35 (100%) |

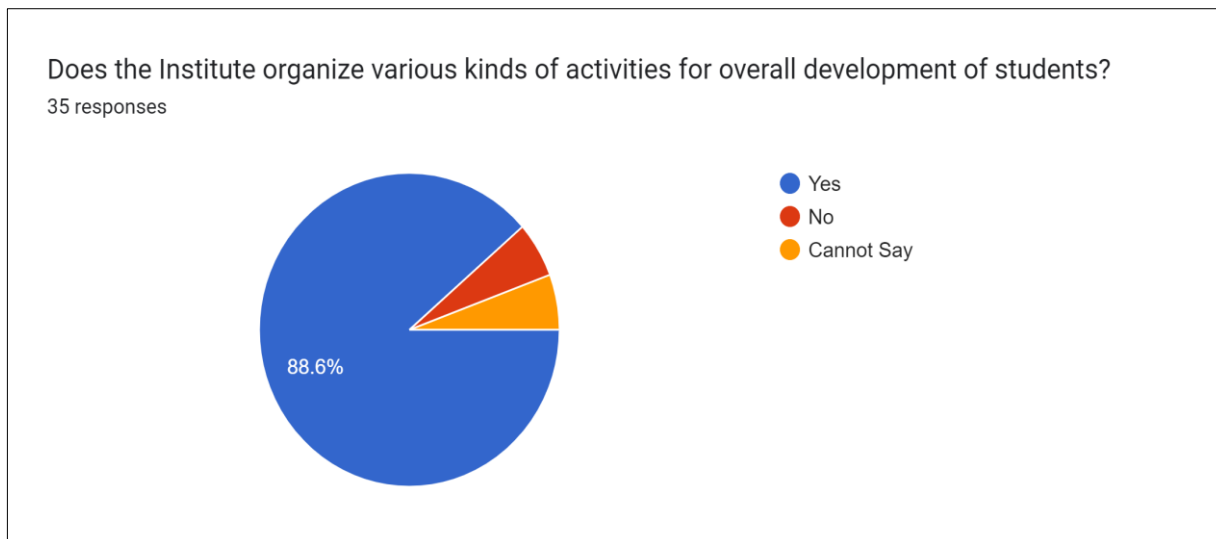


Table 4: Whether the Alumni are willing to contribute to the development of the Institute or not?

| YES | NO | MAYBE | TOTAL |
|-------------------|-----------------|-------------------|------------------|
| 22 (62.9%) | 3 (8.6%) | 10 (28.6%) | 35 (100%) |

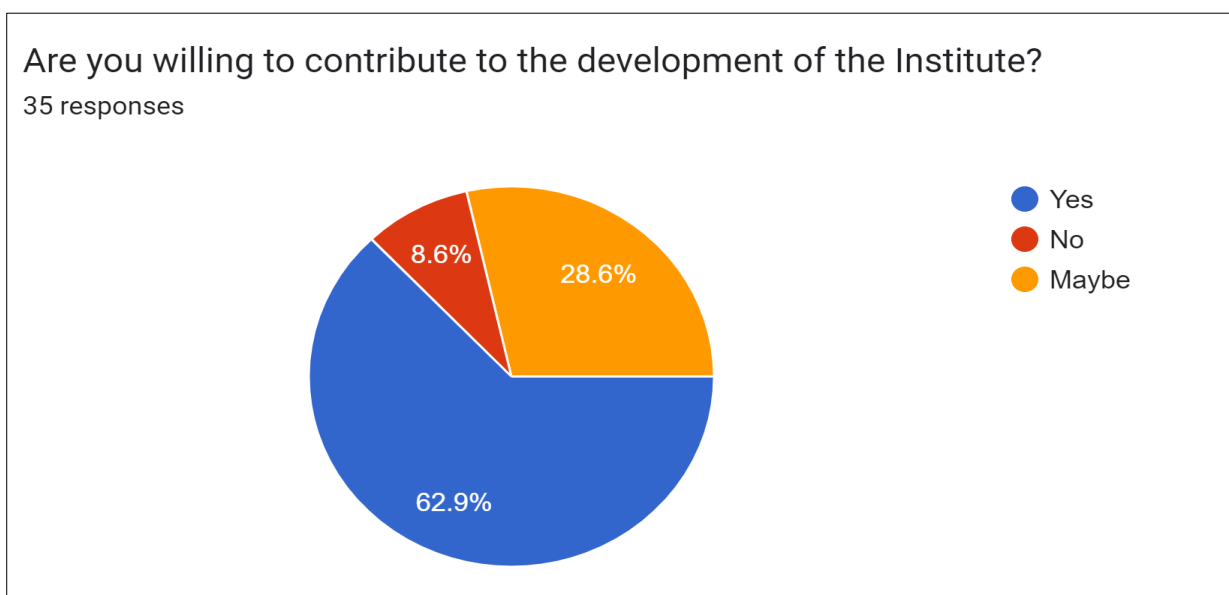


Table 5: Whether the Institution handles Student’s Grievances properly or not?

| YES | NO | CANNOT SAY | TOTAL |
|-------------------|-----------------|------------------|------------------|
| 27 (77.1%) | 2 (5.7%) | 6 (17.1%) | 35 (100%) |

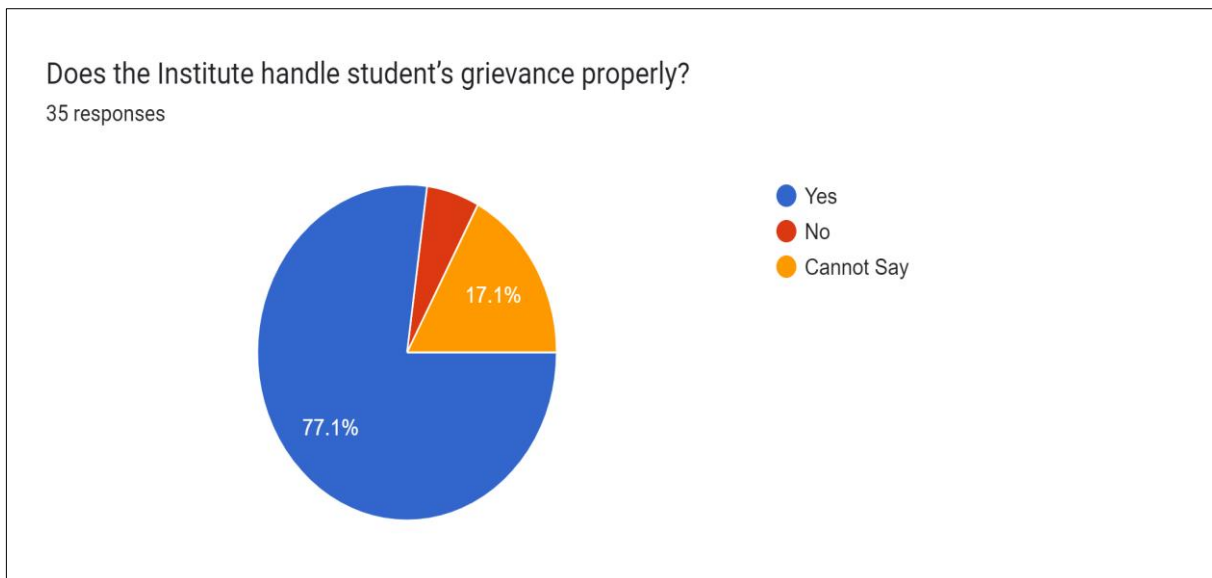


Table 6: Whether Respondents have obtained sufficient knowledge at Belda College or not?

| YES | NO | MAYBE | TOTAL |
|-------------------|----------|-----------------|------------------|
| 33 (94.3%) | 0 | 2 (5.7%) | 35 (100%) |

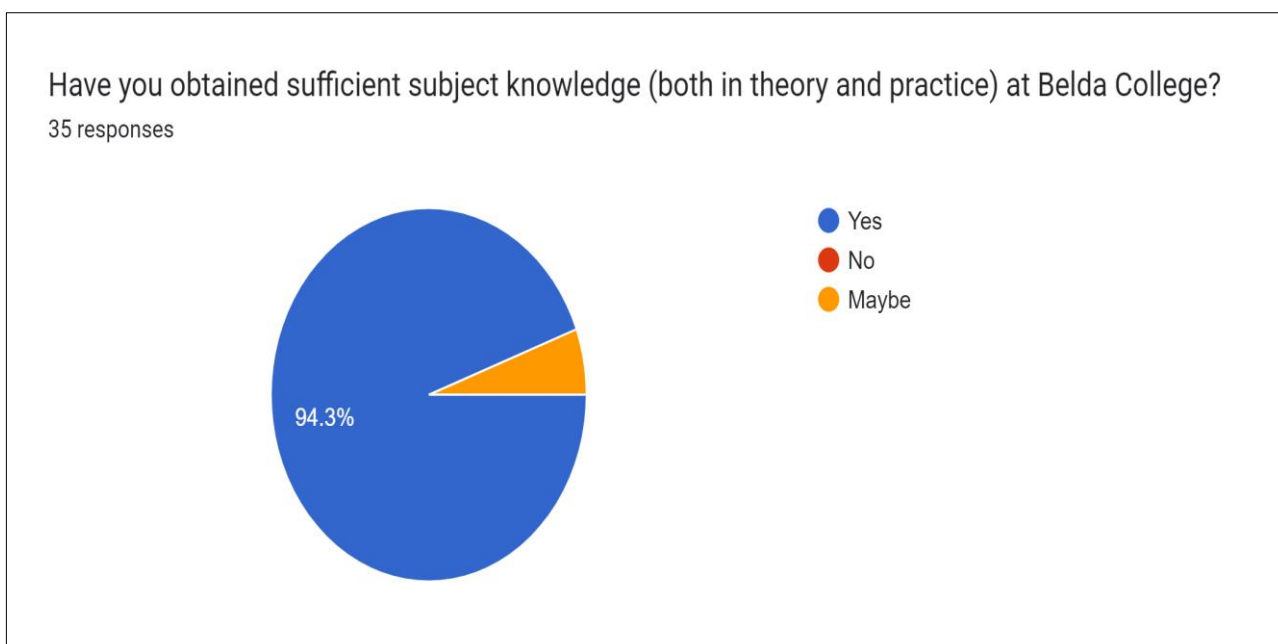


Table 7: Whether the education imparted at Belda College was useful & relevant in the present job of the Alumni or not?

| Strongly Agree | Agree | Neutral | Disagree | Strongly Disagree | Total |
|----------------|------------|-----------|----------|-------------------|-----------|
| 6 (17.1%) | 18 (51.4%) | 9 (25.7%) | 1 (2.9%) | 1 (2.9%) | 35 (100%) |

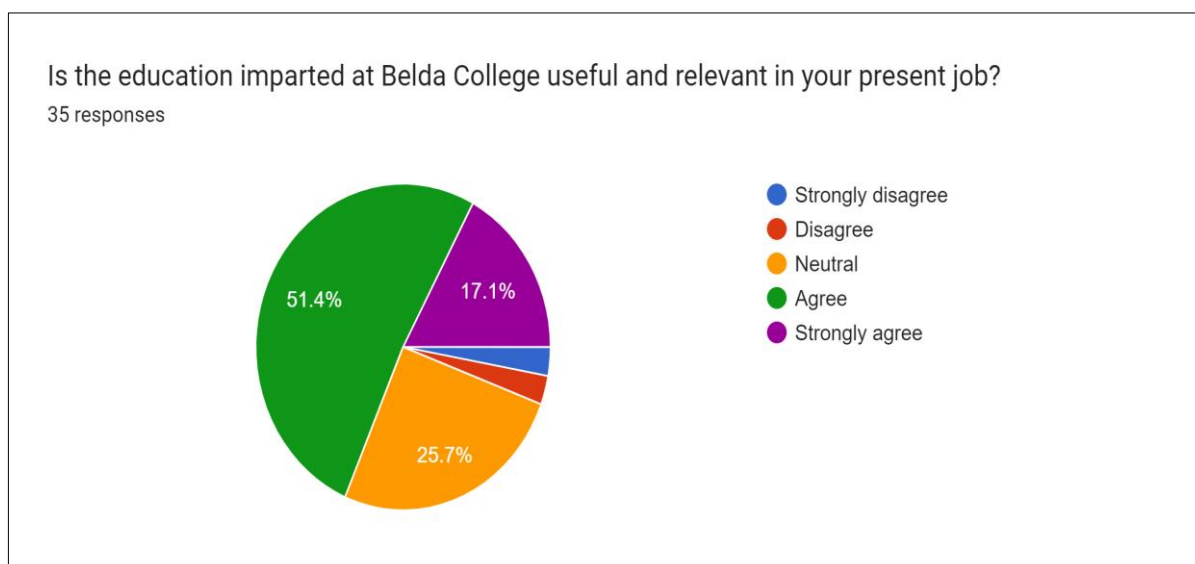


Table 8: Whether the Departmental Heads & other Faculties were co-operative or not?

| YES | NO | CANNOT SAY | TOTAL |
|------------|----|------------|-----------|
| 33 (94.3%) | 00 | 2 (5.7%) | 35 (100%) |

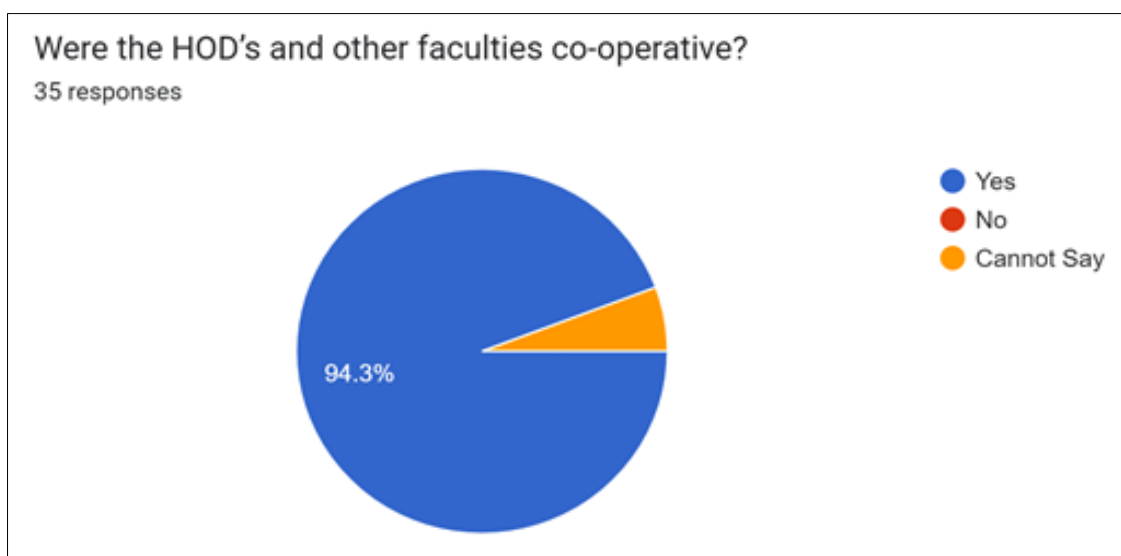


Table 9: Whether the Career Counselling Cell provided guidance for higher studies & Job Opportunities or not?

| YES | NO | CANNOT SAY | TOTAL |
|------------|----------|------------|-----------|
| 26 (74.3%) | 07 (20%) | 02 (5.7%) | 35 (100%) |

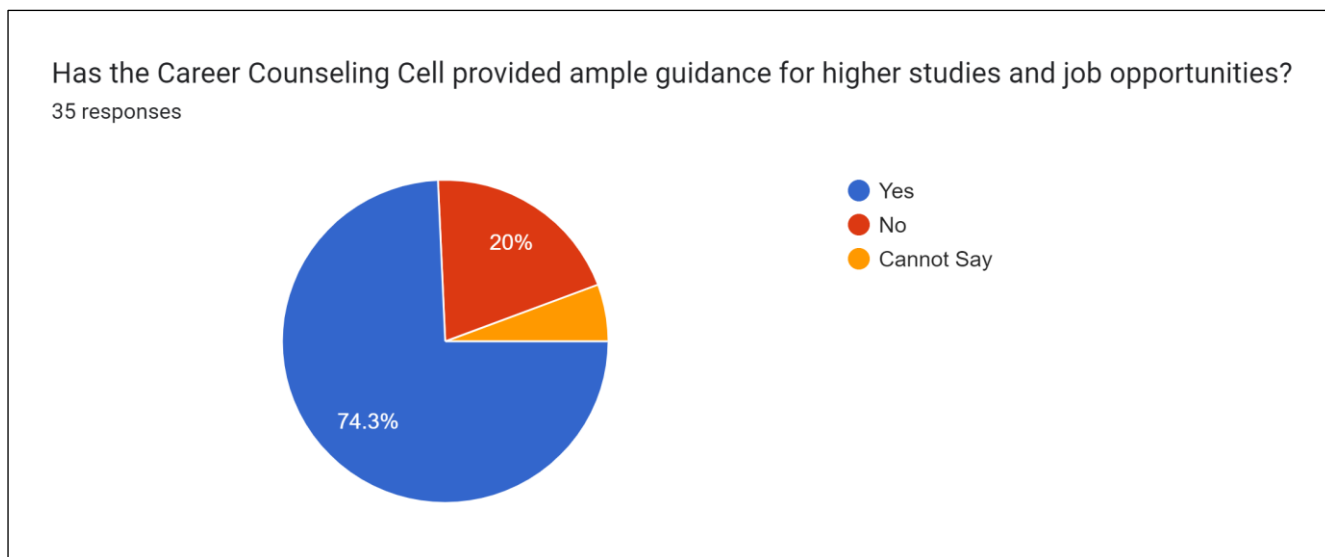


Table 10: Whether the institution has given good hospitality to the Alumni after passing out from the college or not?

| YES | NO | CANNOT SAY | TOTAL |
|----------|------------|------------|-----------|
| 21 (60%) | 05 (14.3%) | 09(25.7%) | 35 (100%) |

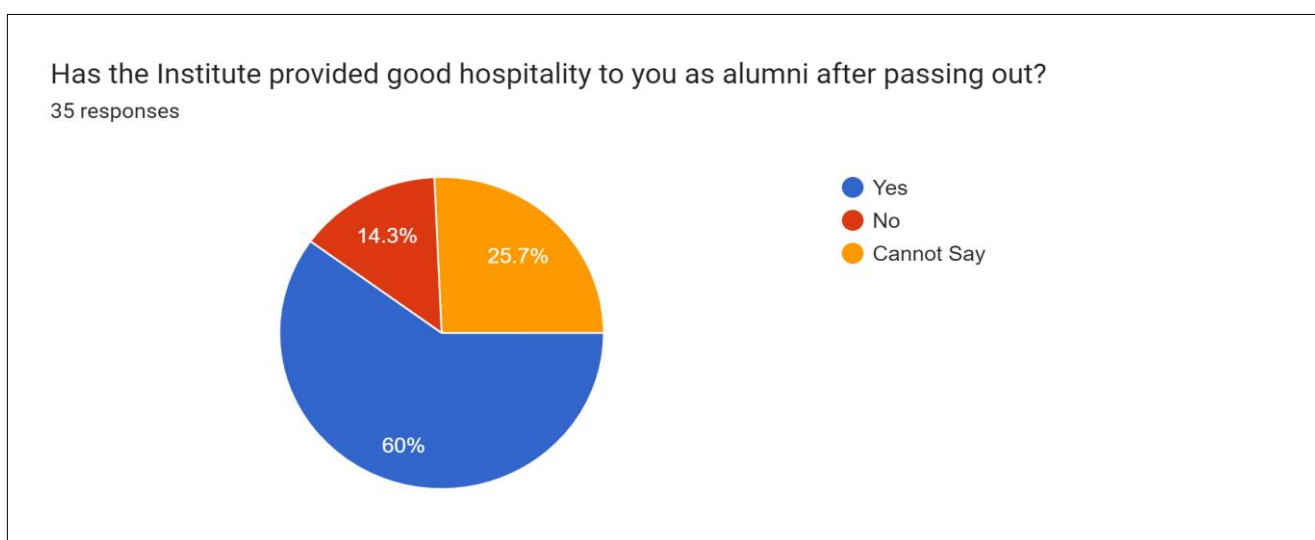


Table 11: Whether Alumni receives regular updates from the College or not?

| YES | NO | CANNOT SAY | TOTAL |
|------------|-----------|------------|-----------|
| 24 (68.6%) | 9 (25.7%) | 2 (5.7%) | 35 (100%) |

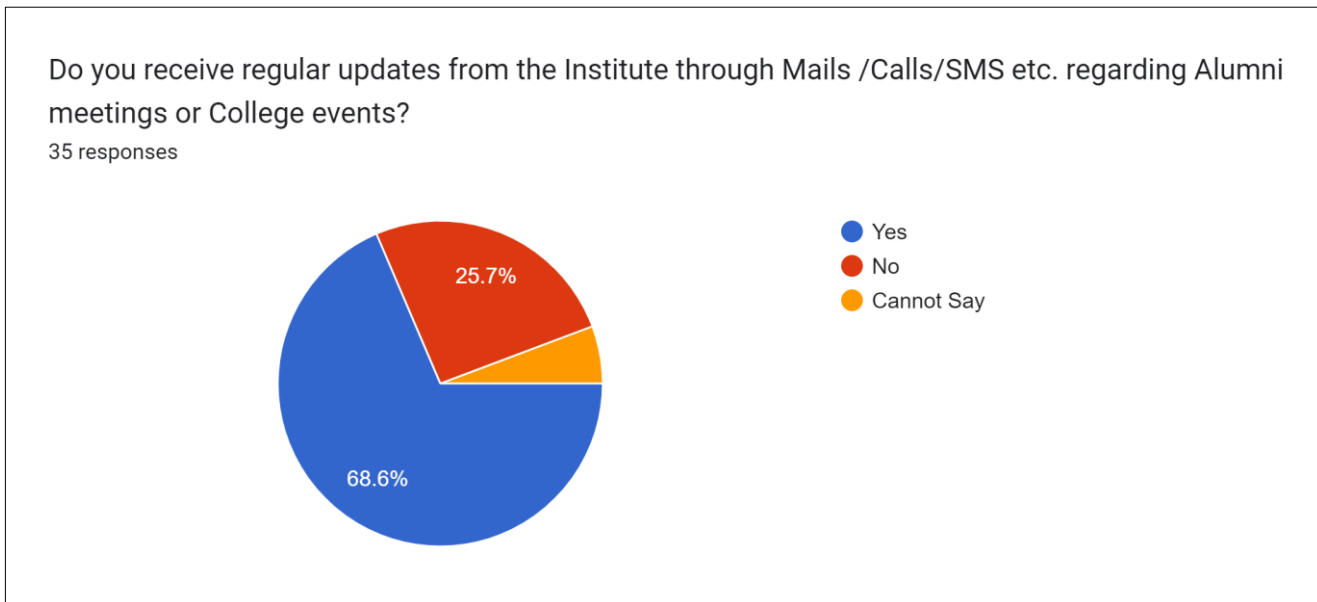


Table 12: Whether Alumni have registered themselves in the College Alumni Association or not?

| YES | NO | TOTAL |
|------------|------------|-----------|
| 29 (82.9%) | 06 (17.1%) | 35 (100%) |

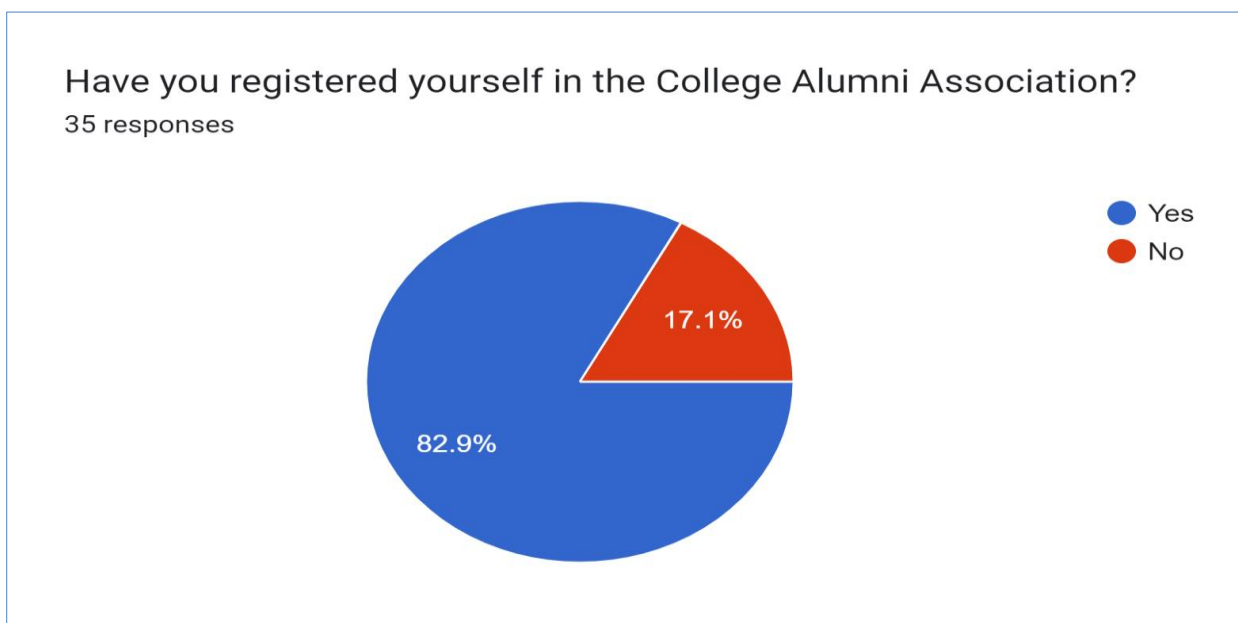


Table 13: Alumni’s assessment of the initiatives taken by the College for the students’ overall development.

| Highly Efficient | Efficient | Satisfactory | Below Satisfactory | Total |
|------------------|------------|--------------|--------------------|-----------|
| 11 (31.4%) | 13 (37.1%) | 11 (31.4%) | 0 | 35 (100%) |

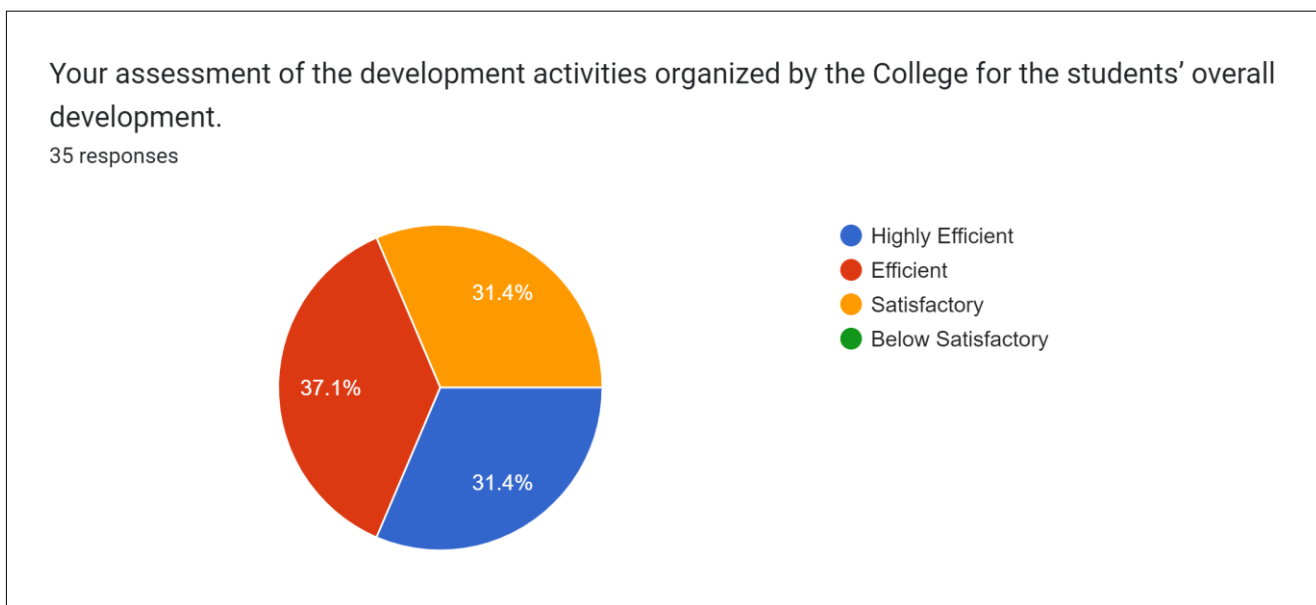


Table 14: Alumni’s assessment of the laboratories and equipment's in the College

| Excellent | Very Good | Good | Fair | Poor | Total |
|------------|------------|------------|----------|----------|-----------|
| 11 (31.4%) | 10 (28.6%) | 12 (34.3%) | 1 (2.9%) | 1 (2.9%) | 35 (100%) |

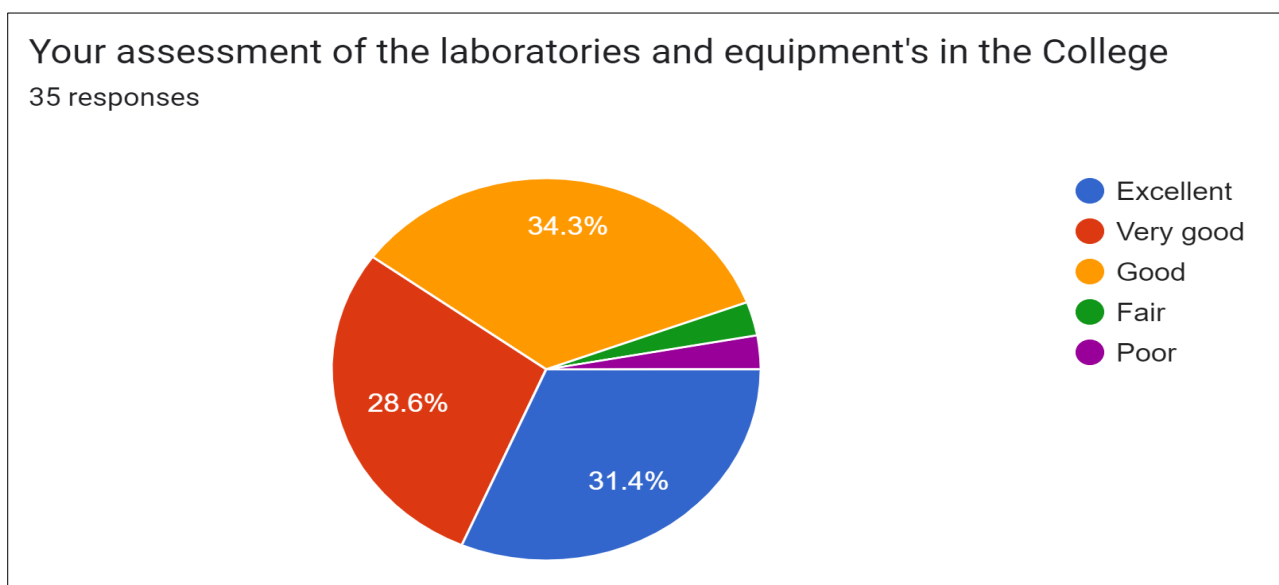


Table 15: Alumni’s assessment of the Library and Reading Room in the College

| Excellent | Good | Fair | Poor | Total |
|------------------|-----------------|------------------|-----------------|---------------|
| 14 (40%) | 14 (40%) | 5 (14.3%) | 2 (5.7%) | (100%) |

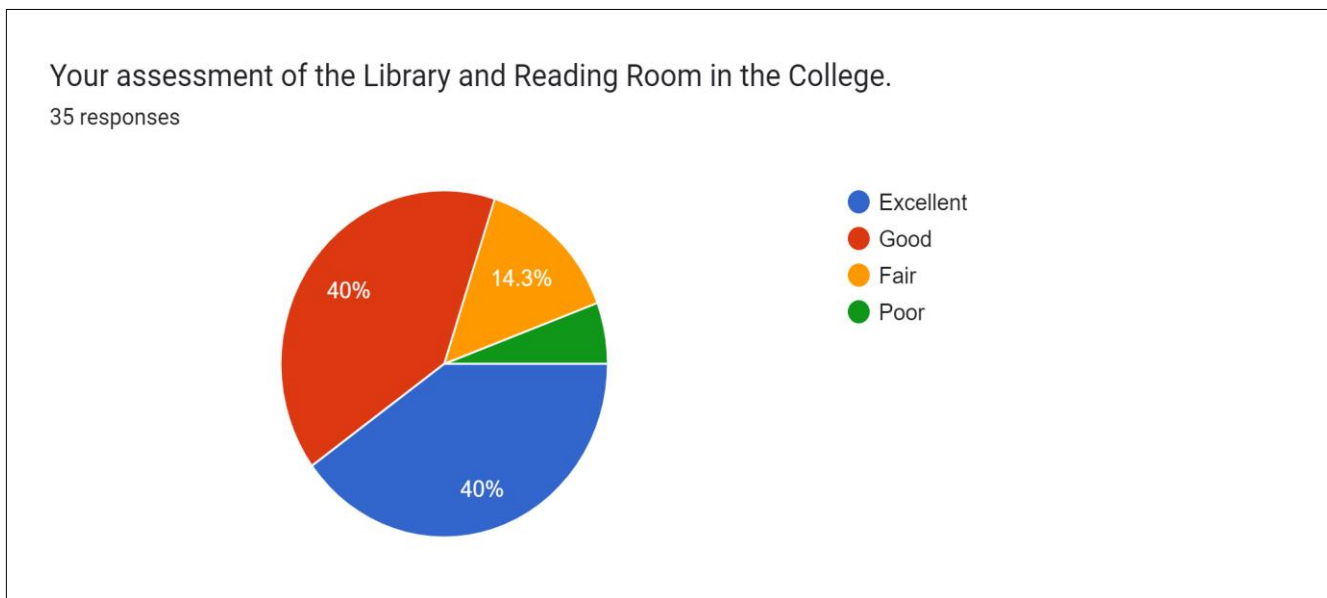


Table 16: Alumni’s assessment of computer, internet, and Wi-Fi facilities in the College

| Excellent | Good | Fair | Poor | Total |
|------------------|-------------------|------------------|------------------|------------------|
| 8 (22.9%) | 17 (48.6%) | 4 (11.4%) | 6 (17.1%) | 35 (100%) |

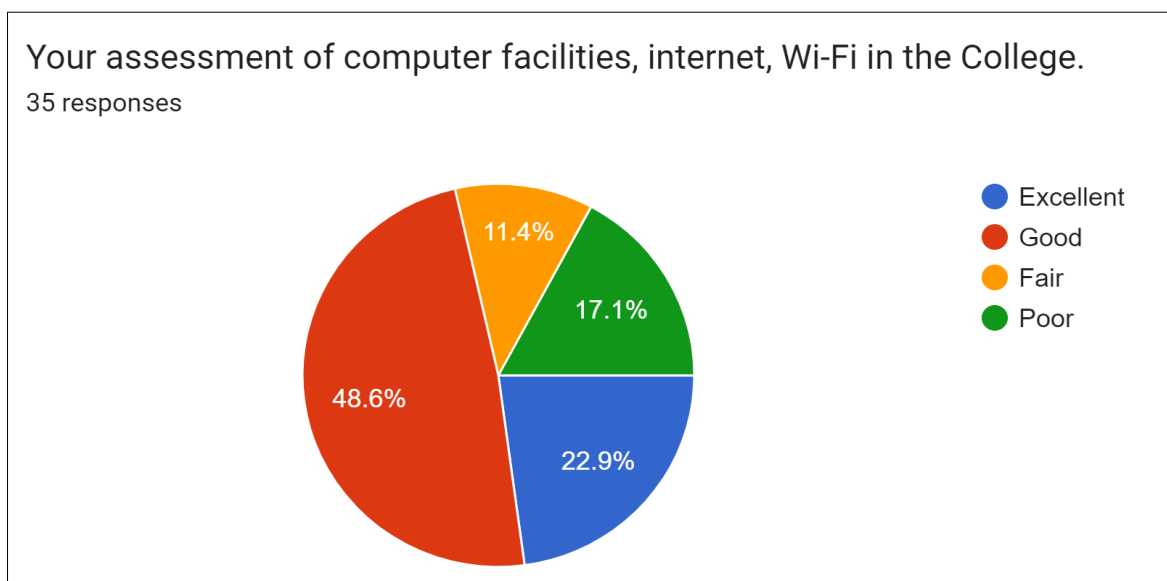


Table 17: Alumni’s assessment of sports and extracurricular activities organised in the College.

| Excellent | Good | Fair | Poor | Total |
|-------------------|-------------------|-----------------|-----------------|------------------|
| 16 (45.7%) | 16 (45.7%) | 2 (5.7%) | 1 (2.9%) | 35 (100%) |

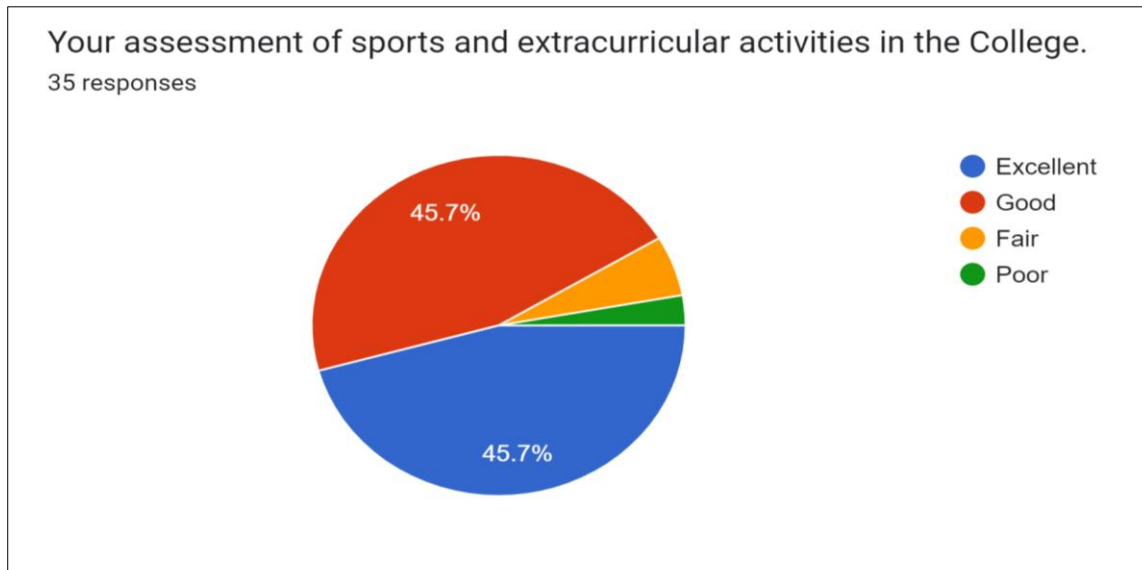


Table 18: Alumni’s assessment of the online classes taken during the pandemic situation

| Excellent | Good | Fair | Poor | Total |
|-------------------|-------------------|-----------------|-------------|------------------|
| 15 (42.9%) | 17 (48.6%) | 3 (8.6%) | 0 | 35 (100%) |

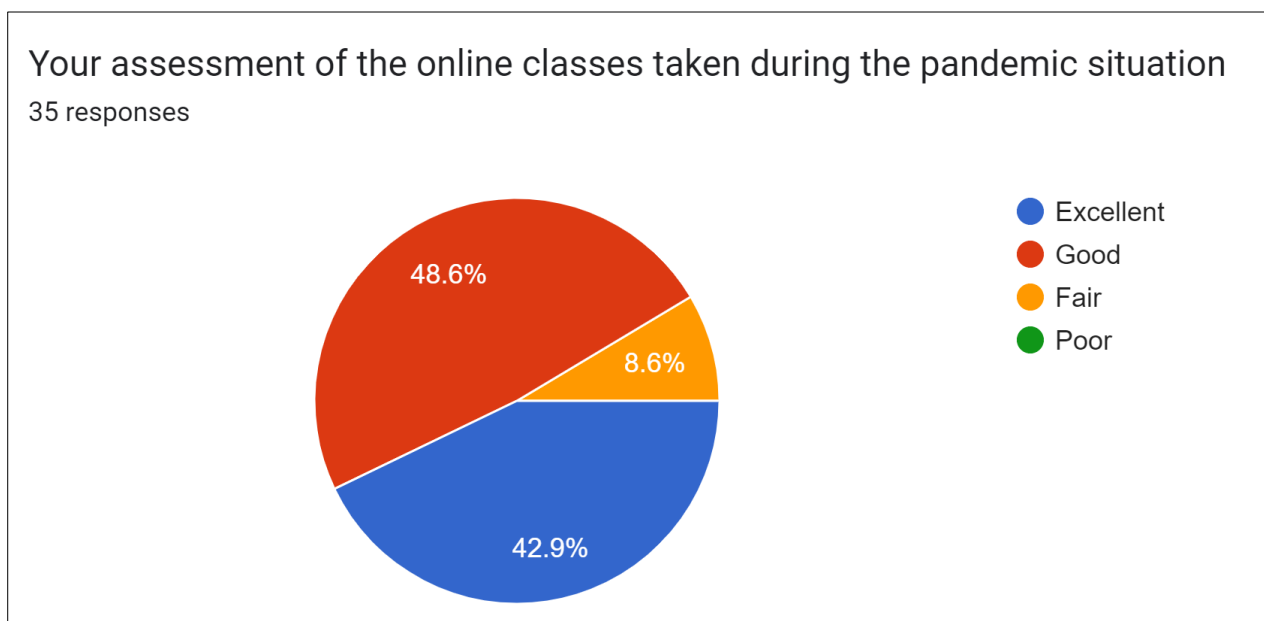
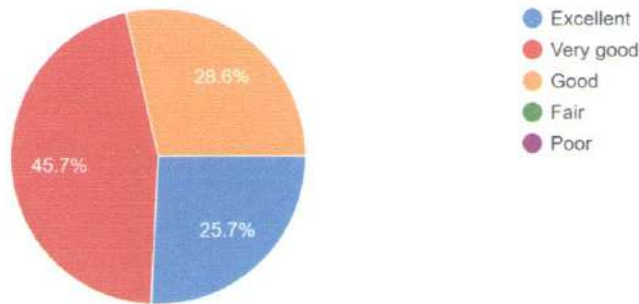



Table 19: Alumni’s assessment of the academic initiatives taken by the College for the overall developments of the students.

| Excellent | Very Good | Good | Fair | Poor | Total |
|-----------|------------|------------|------|------|-----------|
| 9 (25.7%) | 16 (45.7%) | 10 (28.6%) | 0 | 0 | 35 (100%) |


Your assessment of the academic initiatives taken by the College for the overall developments of the students.

35 responses




 Dr Asit Panda 23/9/22
 Co-ordinator, IQAC
 Belda College
 Paschim Medinipur, WB

Co-ordinator
INTERNAL QUALITY ASSURANCE CELL
 BELDA COLLEGE
 BELDA * Paschim, MEDINIPUR


 Dr Manabendra Mondal 23.9.22
 Chairperson, IQAC & Principal
 Belda College
 Paschim Medinipur, W.B

Principal & Chairperson
 Internal Quality Assurance Cell (IQAC)
 Belda College
 Belda * Paschim Medinipur





BELDA COLLEGE

(Accredited with CGPA of 2.75 at 'B' Grade by NAAC)

Belda :: Paschim Medinipur :: 721424 :: WB

ISO 9001:2015 Certified Organisation

Tel.:03229-255 246 * Email: principal@beldacollege.ac.in * Web: www.beldacollege.ac.in

SUGGESTIONS/RECOMMENDATIONS RECEIVED THROUGH FEEDBACK FROM VARIOUS STAKEHOLDERS, i.e., STUDENTS, FACULTY, ALUMNI & EMPLOYERS FOR THE SESSION 2021-2022

SUGGESTIONS/RECOMMENDATIONS RECEIVED THROUGH FEEDBACK FROM STUDENTS

- Modification in the overall CBCS curriculum and of certain courses like those of BCA, Sociology etc.
- More books and Journals in the Library
- Enhance ICT facilities of the college
- Introduce Certificate Courses
- Organise Annual Educational Tour
- Take the initiative to introduce PhD Programmes
- Concession in Tuition Fees
- Introduce PG Courses

SUGGESTIONS/RECOMMENDATIONS RECEIVED THROUGH FEEDBACK FROM TEACHERS

- Modification in the overall CBCS curriculum and focus towards outcome based education in view of NEP 2020
- More books in the Departmental seminar Library
- More Journals in the Central Library
- Augmentation of ICT facilities in the classrooms
- Organise Annual Educational Tour
- Initiative to introduce PhD Programmes
- Introduce PG Courses
- Improvement of physical infrastructure of laboratories
- Organise career oriented programmes

SUGGESTIONS/RECOMMENDATIONS RECEIVED THROUGH FEEDBACK FROM ALUMNI

- Organise Annual Educational Tour
- Initiative to introduce PhD Programmes
- Introduce PG Courses
- Organise career oriented programmes
- Improvement of Departmental Book Bank





BELDA COLLEGE

(Accredited with CGPA of 2.75 at 'B' Grade by NAAC)

Belda :: Paschim Medinipur :: 721424 :: WB

ISO 9001:2015 Certified Organisation

Tel.:03229-255 246 * Email: principal@beldacollege.ac.in * Web: www.beldacollege.ac.in

SUGGESTIONS/RECOMMENDATIONS RECEIVED THROUGH FEEDBACK FROM EMPLOYERS

- Integrate topics related to job or vocation within the syllabus
- Increase skill development based programmes for the students
- Provide Spoken English Training to the students
- Organise more Industrial Visits for the students

Dr Asit Panda
Co-ordinator, IQAC
Belda College
Paschim Medinipur, WB
Co-ordinator
INTERNAL QUALITY ASSURANCE CELL
BELDA COLLEGE
BELDA, PASCHIM MEDINIPUR

Dr Manabendra Mondal
Chairperson, IQAC & Principal
Belda College
Paschim Medinipur, WB
Principal & Chairperson
Internal Quality Assurance Cell (IQAC)
Belda College
Belda * Paschim Medinipur

