



**BELDA COLLEGE**

**SUMMARY REPORT  
OF  
FEEDBACK  
TAKEN FROM THE ALUMNI**

**SESSION: 2020-21**

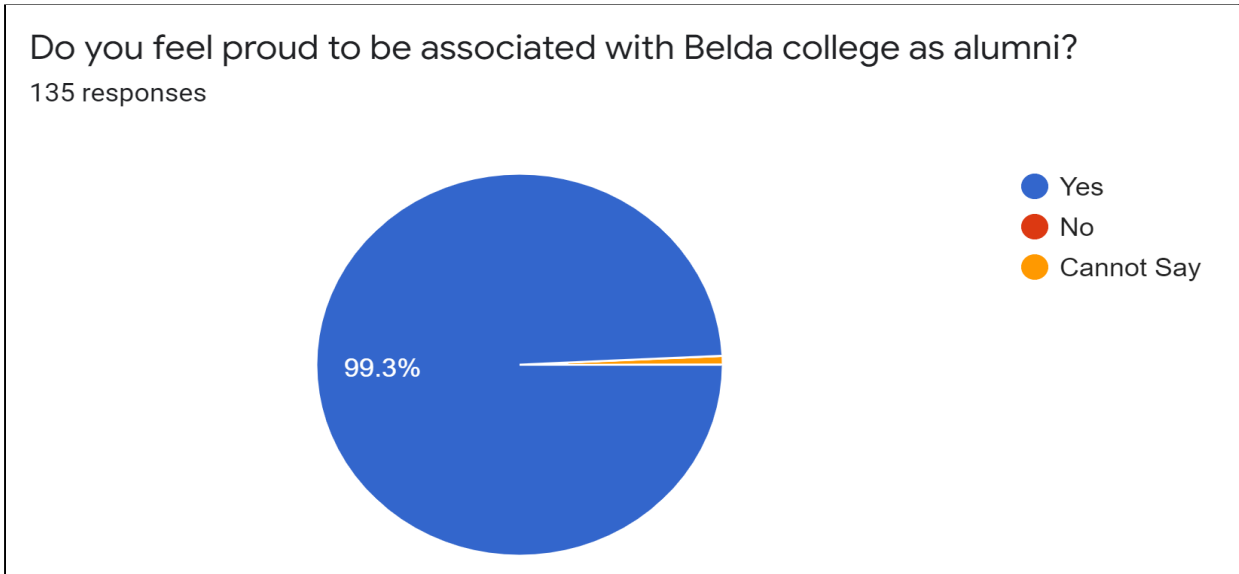


**PREPARED BY  
THE INTERNAL QUALITY ASSURANCE CELL  
BELDA COLLEGE**

# SUMMARY ANALYSIS

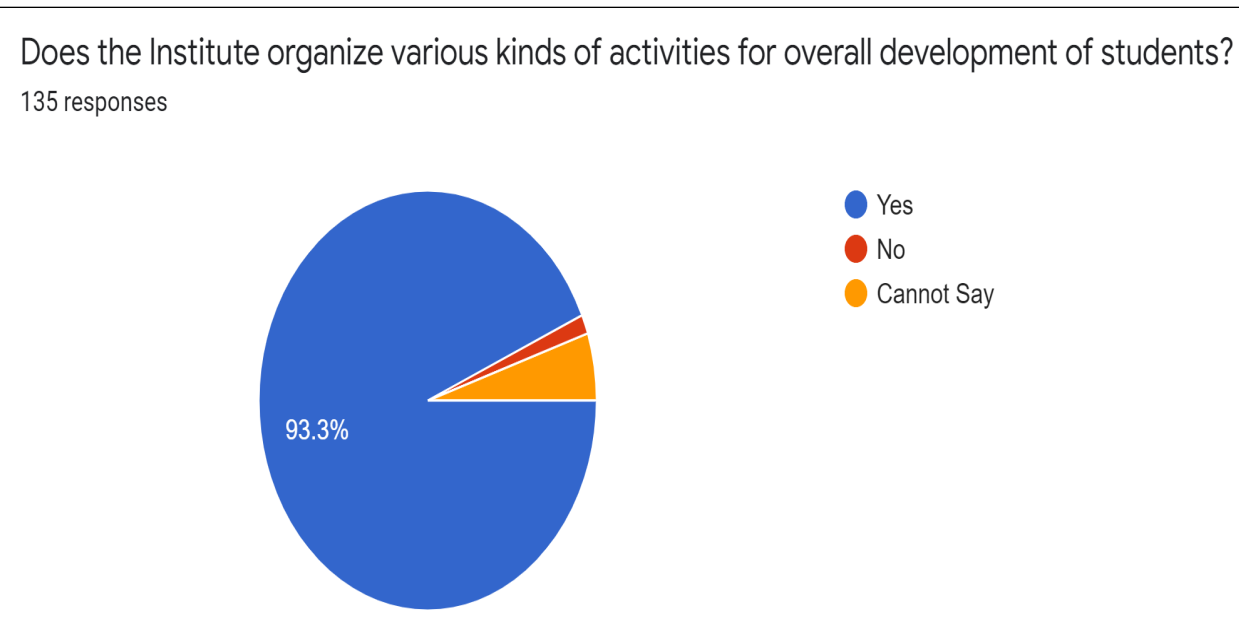
**TABLE 1: Do you feel proud to be associated with Belda college as alumni?**

CATEGORY	YES	NO	CAN NOT SAY	TOTAL
FREQUENCY	134 (99.3%)	0	01 (0.7%)	135 (100%)



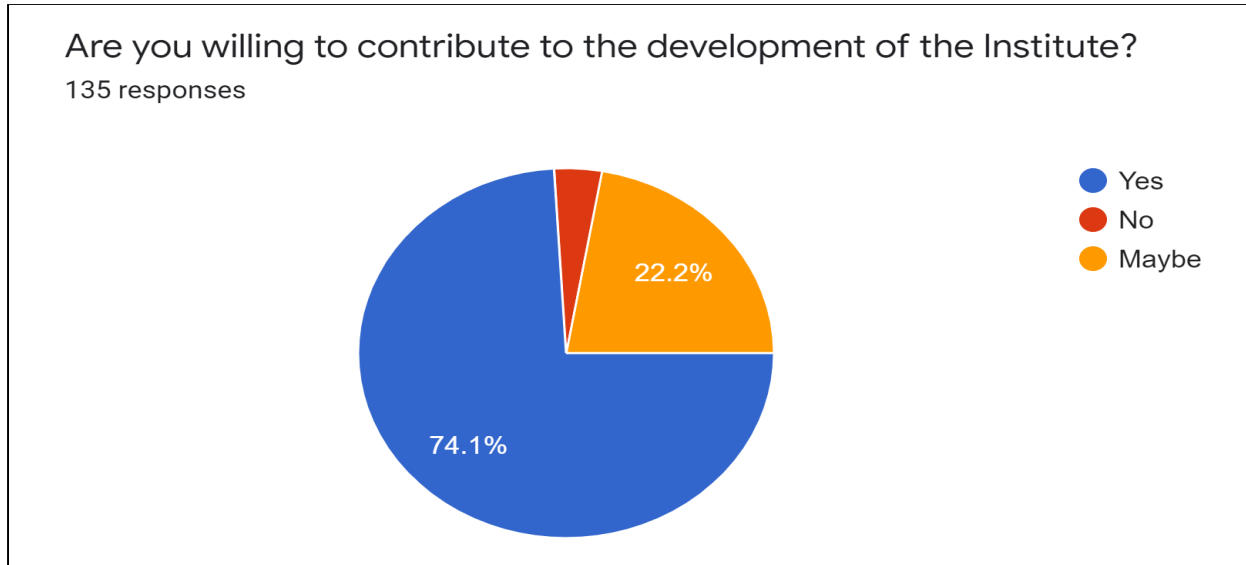
**TABLE 2: Does the Institute organize various kinds of activities for the overall development of students?**

CATEGORY	YES	NO	CAN NOT SAY	TOTAL
FREQUENCY	126 (93.3%)	2 (1.5%)	7 (7.2%)	135 (100%)



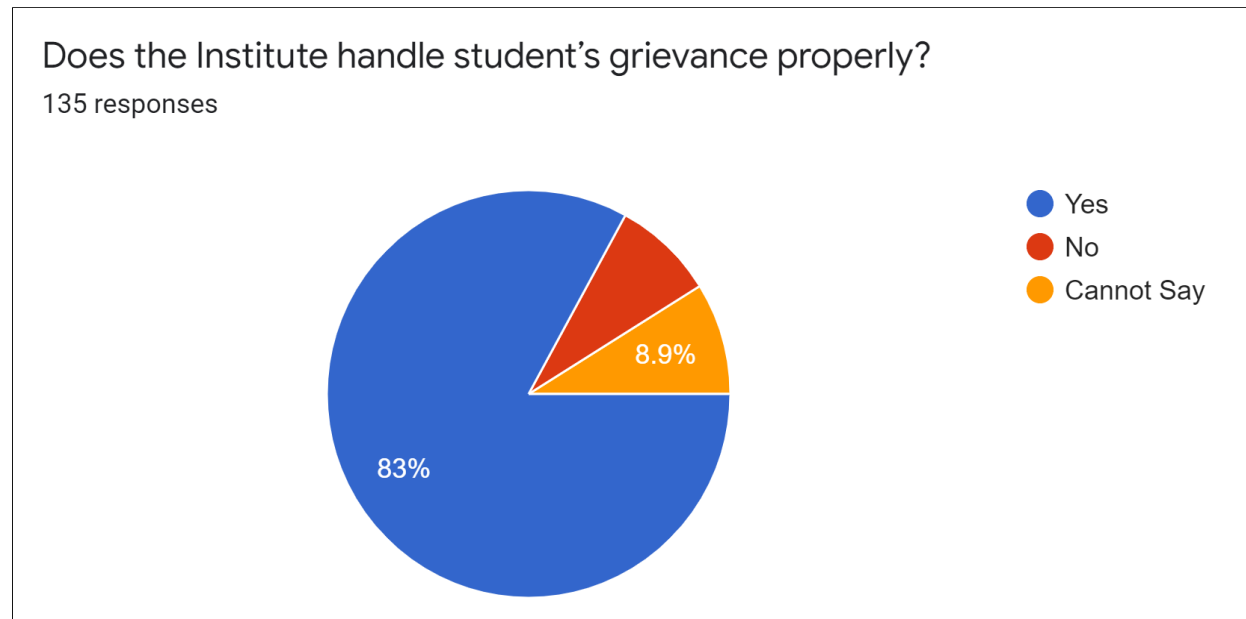
**TABLE 3: Are you willing to contribute to the development of the Institute?**

CATEGORY	YES	NO	MAYBE	TOTAL
FREQUENCY	100 (74.1%)	05 (3.7%)	30 (22.2%)	135 (100%)



**TABLE 4: Does the Institute handle students' grievances properly?**

CATEGORY	YES	NO	CAN NOT SAY	TOTAL
FREQUENCY	112 (83%)	11 (8.1%)	12 (8.9%)	135 (100%)

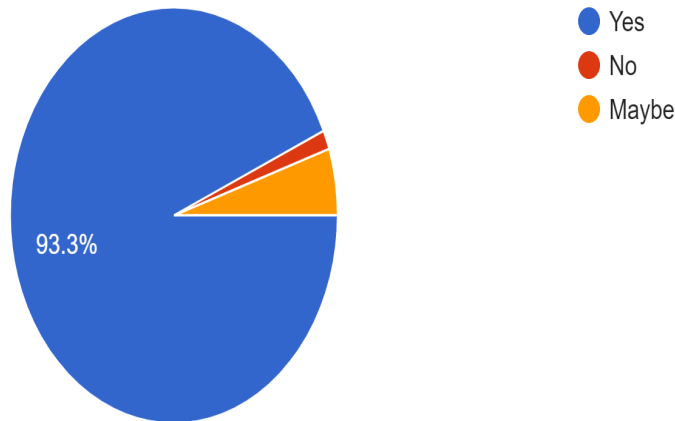


**TABLE 5: Have you obtained sufficient subject knowledge (both in theory and practice) at Belda College?**

CATEGORY	YES	NO	MAYBE	TOTAL
FREQUENCY	126 (93.3%)	02 (1.5%)	07 (5.2%)	135 (100%)

Have you obtained sufficient subject knowledge (both in theory and practice) at Belda College?

135 responses

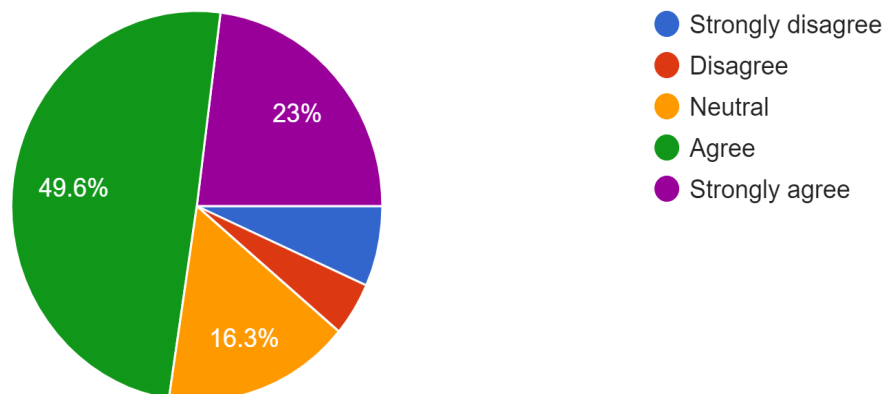


**TABLE 6: Is the education imparted at Belda College useful and relevant in your present job?**

CATEGORY	Strongly Agree	Agree	Neutral	Disagree	Strongly Disagree	TOTAL
FREQUENCY	31 (23%)	67 (49.6%)	22 (16.3%)	06 (4.4%)	09 (6.7%)	135 (100%)

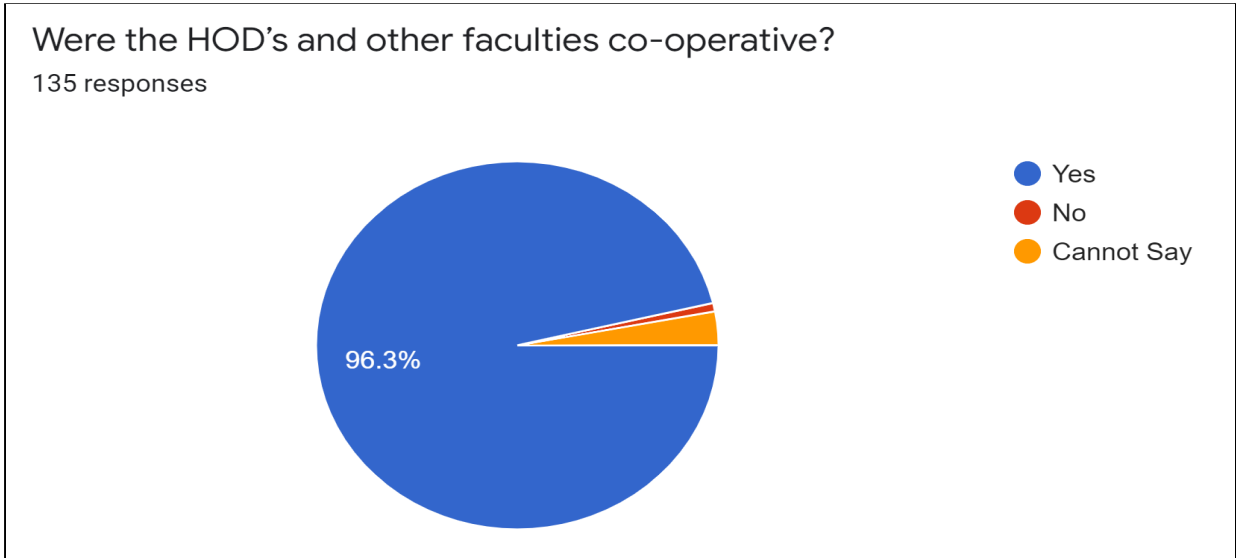
Is the education imparted at Belda College useful and relevant in your present job?

135 responses



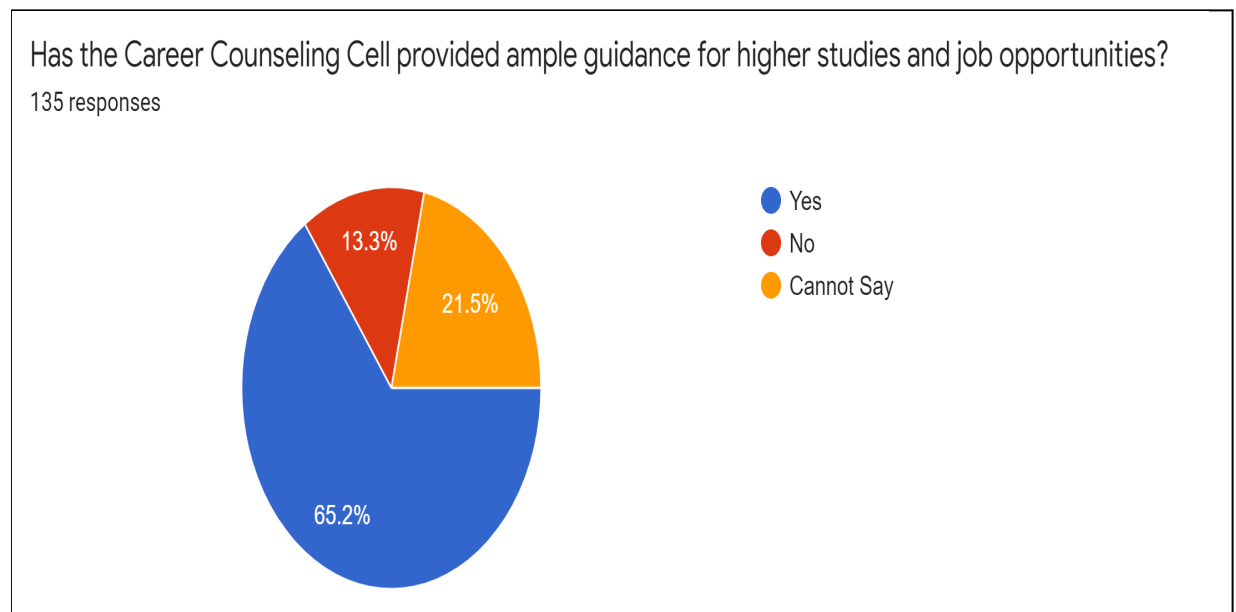
**TABLE 7: Were the HOD's and other faculties co-operative?**

CATEGORY	YES	NO	CAN NOT SAY	TOTAL
FREQUENCY	130 (96.3%)	01 (0.7%)	04 (3%)	135 (100%)



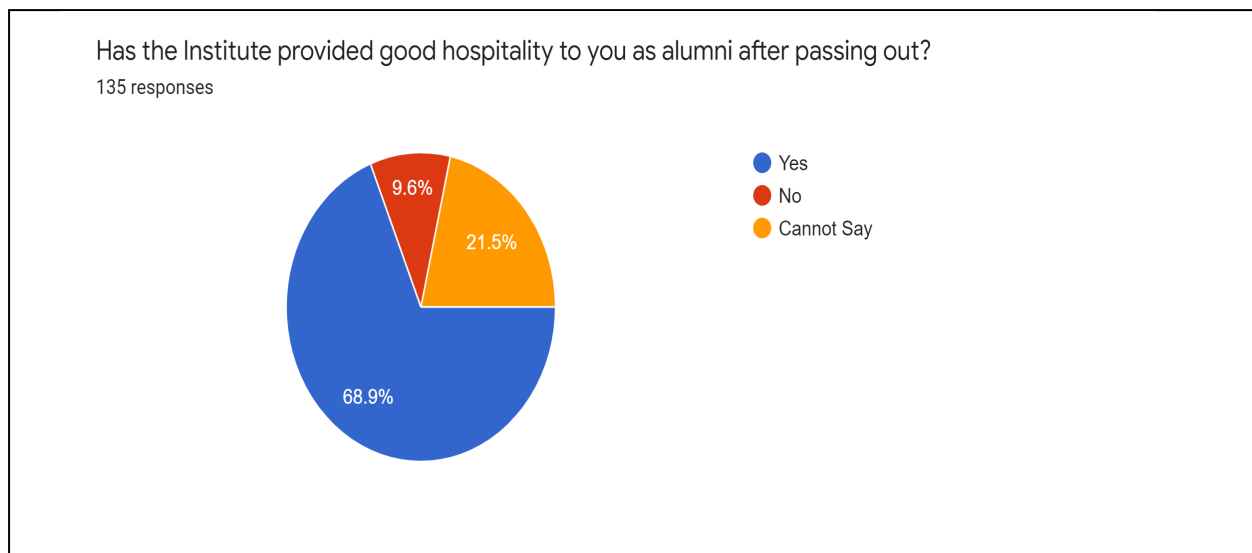
**TABLE 8: Has the Career Counseling Cell provided ample guidance for higher studies and job opportunities?**

CATEGORY	YES	NO	CAN NOT SAY	TOTAL
FREQUENCY	88 (65.2%)	18 (13.3%)	29 (21.5%)	135 (100%)



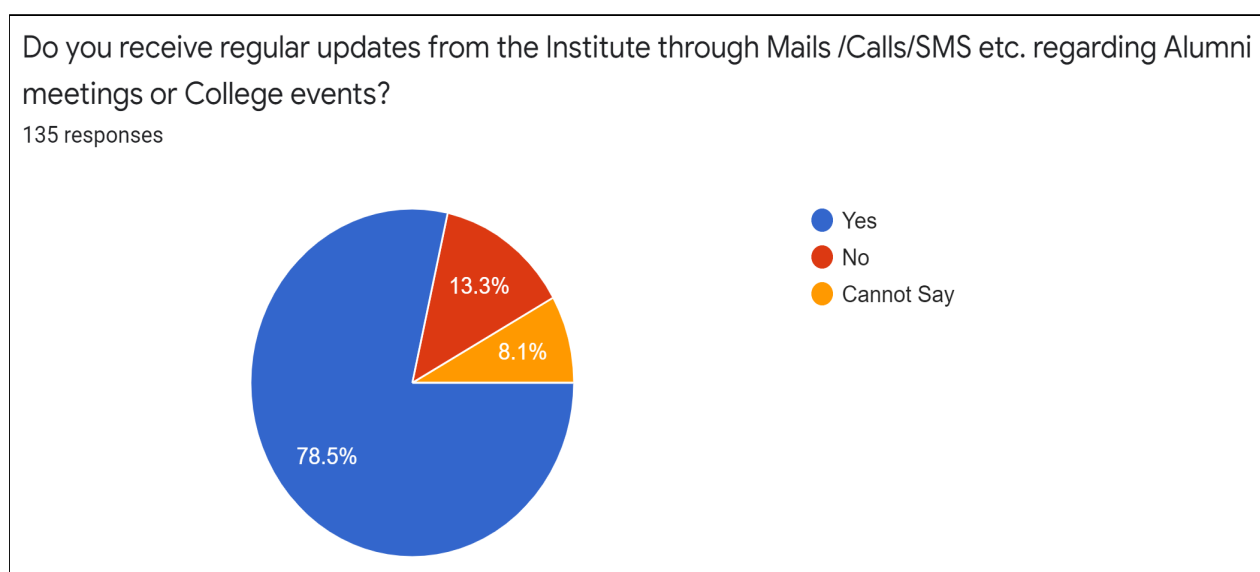
**TABLE 9: Has the Institute provided good hospitality to you as alumni after passing out?**

CATEGORY	YES	NO	CAN NOT SAY	TOTAL
FREQUENCY	93 (68.9%)	13 (9.6%)	29 (21.5%)	135 (100%)



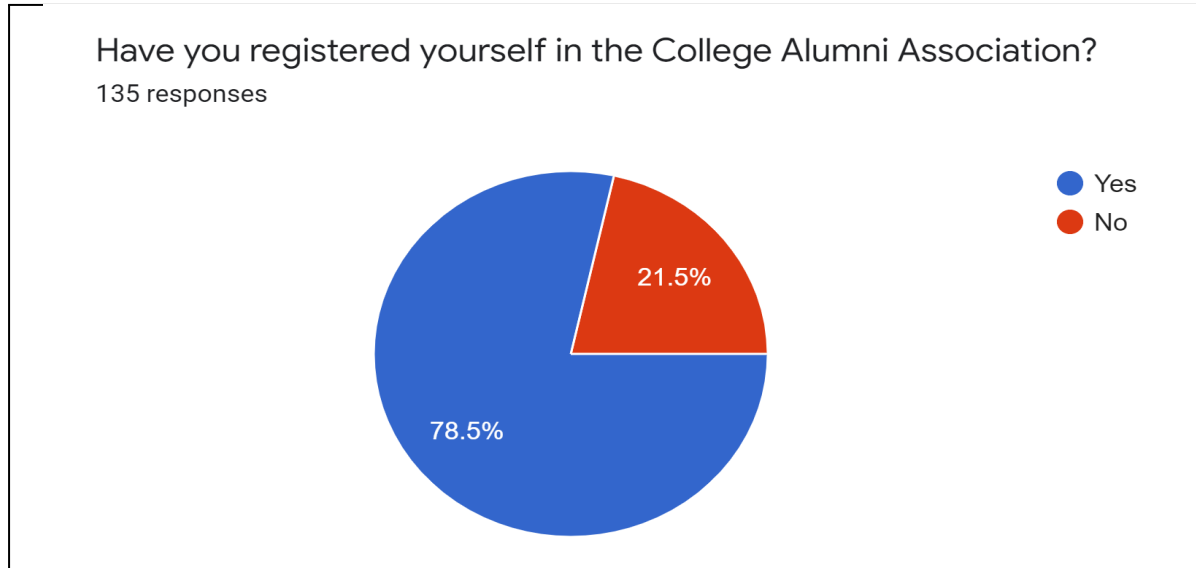
**TABLE 10: Do you receive regular updates from the Institute through Mails/Calls/SMS etc. regarding Alumni meetings or College events?**

CATEGORY	YES	NO	CAN NOT SAY	TOTAL
FREQUENCY	106 (78.5%)	18 (13.3%)	11 (8.1%)	135 (100%)



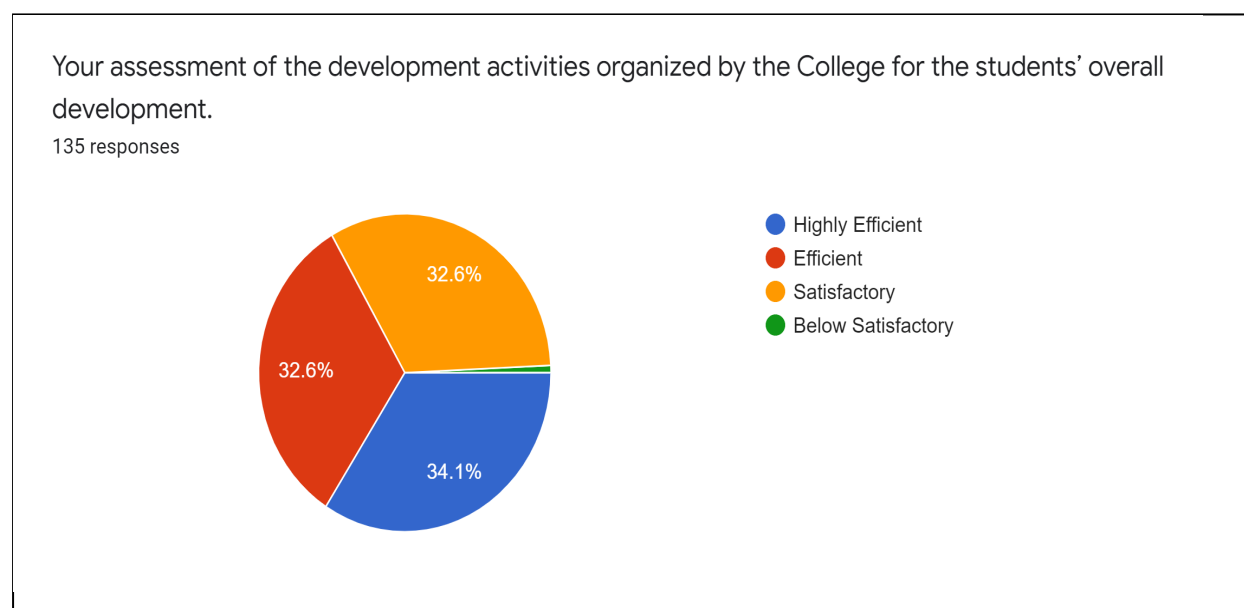
**TABLE 11: Have you registered yourself in the College Alumni Association?**

CATEGORY	YES	NO	TOTAL
FREQUENCY	106 (78.5%)	29 (21.5%)	135 (100%)



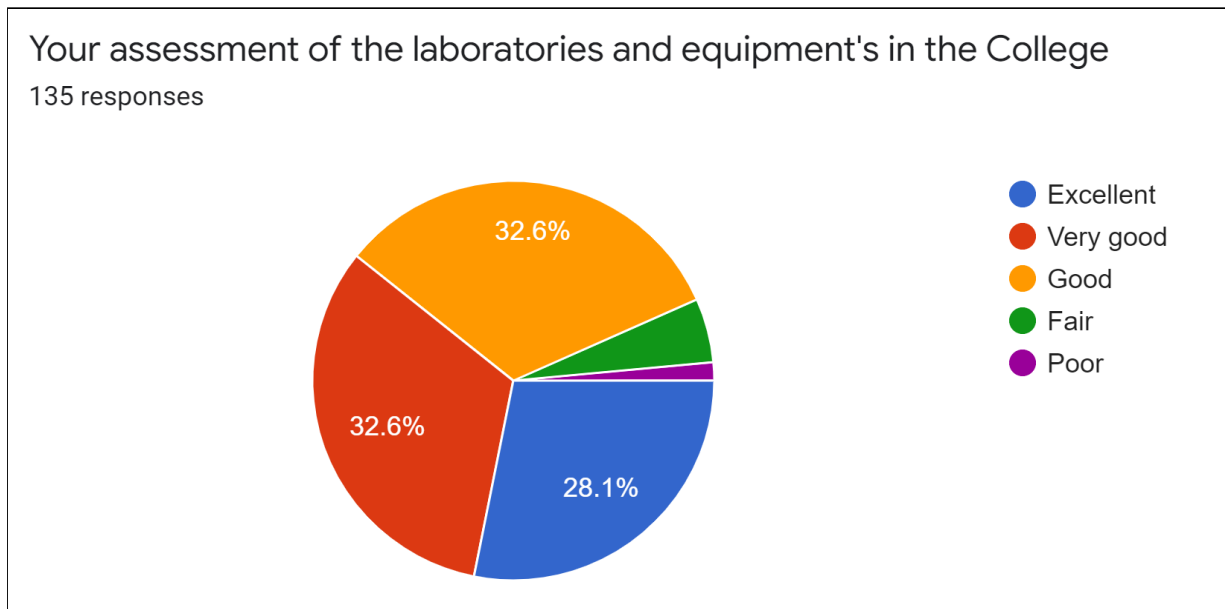
**TABLE 12: Your assessment of the development activities organized by the College for the students overall development.**

CATEGORY	Highly Efficient	Efficient	Satisfactory	Below Satisfactory	TOTAL
FREQUENCY	46 (34.1%)	44 (32.6%)	44 (32.6%)	01 (0.7%)	135 (100%)



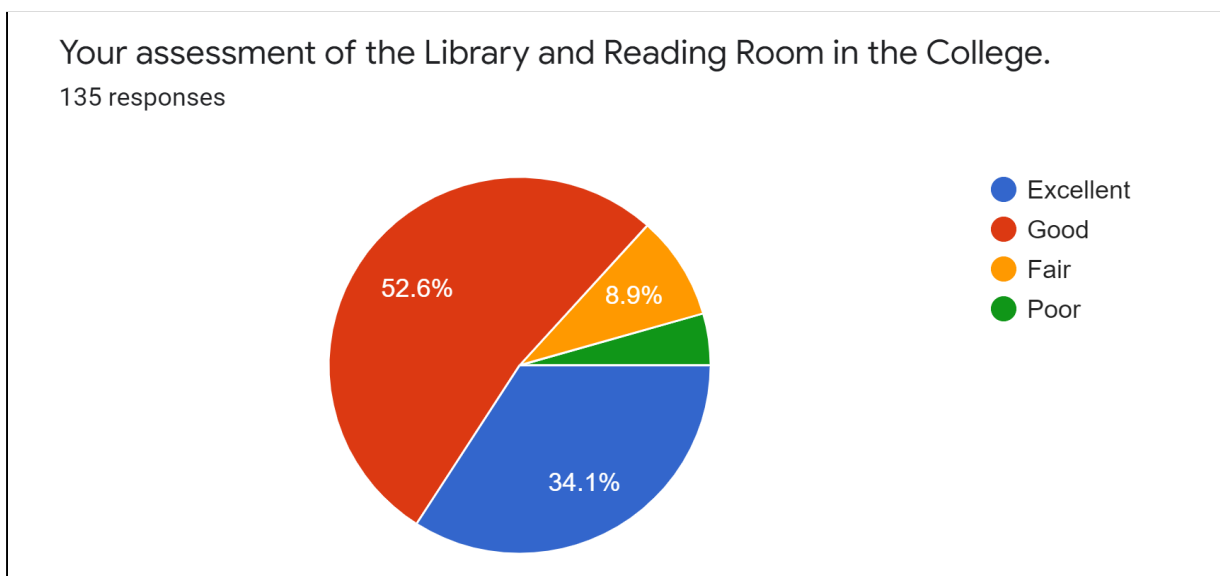
**TABLE 13: Your assessment of the laboratories and equipment's in the College**

CATEGORY	Excellent	Very Good	Good	Fair	Poor	TOTAL
FREQUENCY	38 (28.1%)	44 (32.6%)	44 (32.6%)	07 (5.2%)	02 (1.5%)	135 (100%)



**TABLE 14: Your assessment of the Library and Reading Room in the College.**

CATEGORY	Excellent	Good	Fair	Poor	TOTAL
FREQUENCY	46 (34.1%)	71 (52.6%)	12 (8.9%)	06 (4.4%)	135 (100%)



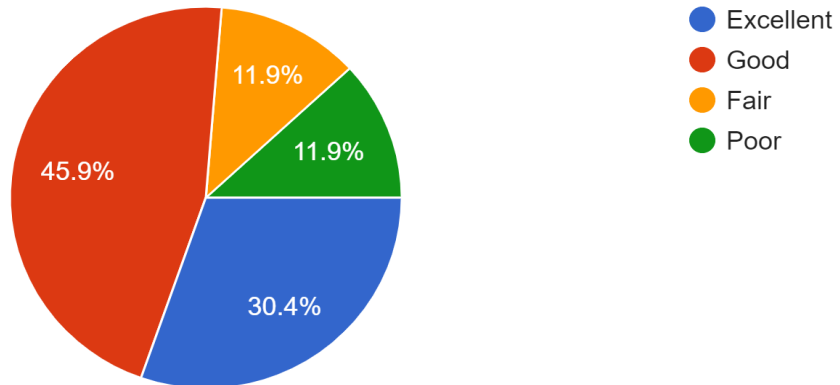


**TABLE 15: Your assessment of computer facilities, internet, Wi-Fi in the College**

CATEGORY	Excellent	Good	Fair	Poor	TOTAL
FREQUENCY	41 (30.4%)	62 (45.9%)	16 (11.9%)	16 (11.9%)	135 (100%)

Your assessment of computer facilities, internet, Wi-Fi in the College.

135 responses

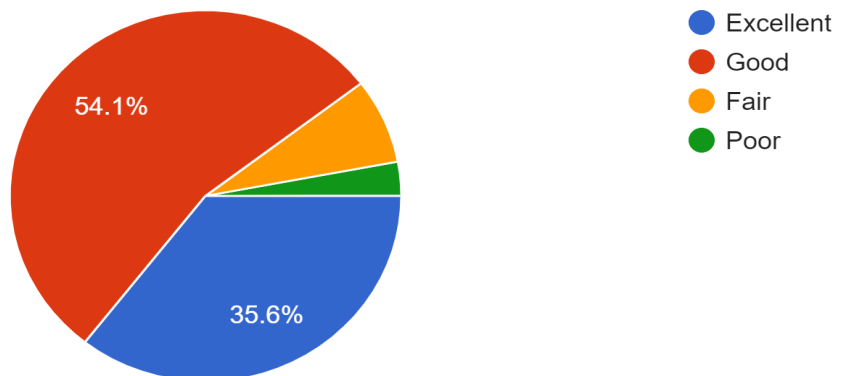


**TABLE 16: Your assessment of sports and extracurricular activities in the College**

CATEGORY	Excellent	Good	Fair	Poor	TOTAL
FREQUENCY	48 (35.6%)	73 (54.1%)	10 (7.4%)	04 (3%)	135 (100%)

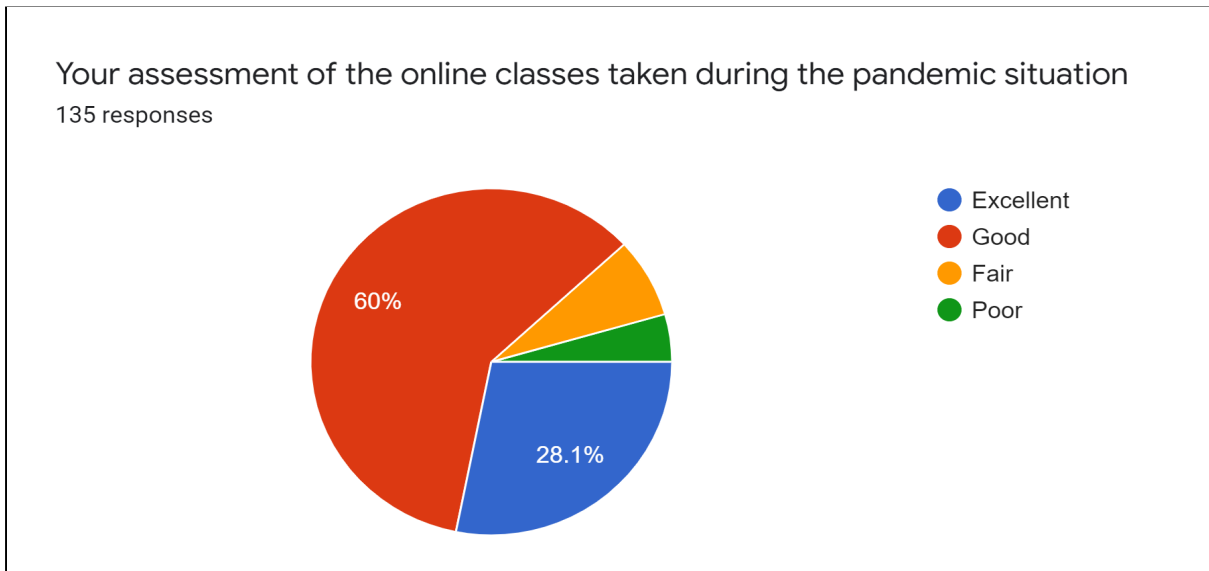
Your assessment of sports and extracurricular activities in the College.

135 responses



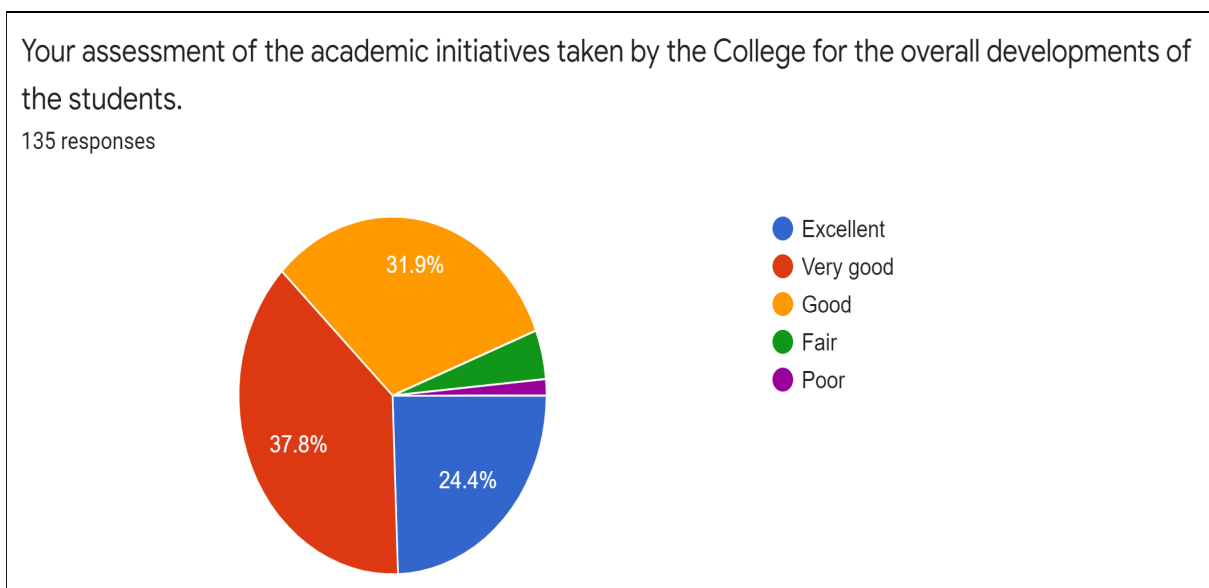
**TABLE 17: Your assessment of the online classes taken during the pandemic situation**

CATEGORY	Excellent	Good	Fair	Poor	TOTAL
FREQUENCY	38 (28.1%)	81 (60%)	10 (7.4%)	06 (4.4%)	135 (100%)



**TABLE 18: Your assessment of the academic initiatives taken by the College for the overall developments of the students.**

CATEGORY	Excellent	Very Good	Good	Fair	Poor	TOTAL
FREQUENCY	33 (24.4%)	51 (37.8%)	43 (31.9%)	06 (4.4%)	02 (1.5%)	135 (100%)

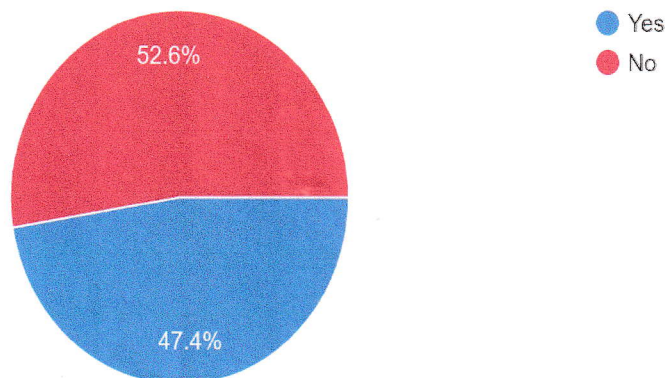


**TABLE 19 Have you made any significant achievement as a student of Belda College**

CATEGORY	Yes	No	TOTAL
FREQUENCY	64 (47.4%)	71 (52.6%)	135 (100%)

Have you made any significant achievement as a student of Belda College? (Yes/No)

135 responses



**Dr Asit Panda**  
**Co-ordinator, IQAC**  
**Belda College**  
**Paschim Medinipur, WB**

*Co-ordinator*  
 INTERNAL QUALITY ASSURANCE CELL  
 BELDA COLLEGE  
 BELDA \* PASCHIM MEDINIPUR.

**Dr Manabendra Mondal**  
**Chairperson, IQAC**  
**Belda College**  
**Paschim Medinipur, WB**  
**PRINCIPAL**  
**BELDA COLLEGE**  
**BELDA, PASCHIM MEDINIPUR**





# BELDA COLLEGE

(Accredited with CGPA of 2.75 at 'B' Grade by NAAC )

Belda :: Paschim Medinipur :: 721424 :: WB

ISO 9001:2015 Certified Organisation

Tel.:03229-255 246 \* Email: principal@beldacollege.ac.in \* Web: www.beldacollege.ac.in

## SUGGESTIONS/RECOMMENDATIONS RECEIVED THROUGH FEEDBACK FROM VARIOUS STAKEHOLDERS, i.e., STUDENTS, FACULTY, ALUMNI & EMPLOYERS FOR THE SESSION 2020-2021

Sl.No.	SUGGESTIONS/RECOMMENDATIONS RECEIVED THROUGH FEEDBACK FROM STUDENTS
1	Modification required in the CBCS curriculum of certain courses
2	Commencement of offline classes
3	Introduction of PG Courses in History, Food & Nutrition, Education, Sanskrit.
4	Introduce Honours course in Physiology
5	Introducing Ph.D courses in different subjects
6	Increase the number of books in the Library
7	Introduce certificate courses for the students
8	Organise Annual sports & cultural competitions
9	Improvement of ICT infrastructures in various Departments
10	Concession in Tuition fees
11	Increase the number of field visits/industrial visits
SUGGESTIONS/RECOMMENDATIONS RECEIVED THROUGH FEEDBACK FROM TEACHERS	
1	Inclusion of topics in the University prescribed CBCS syllabus for some courses
2	Provision for Ph.D courses in different subjects
3	More books in the departmental library
4	A high-Speed internet connection is required for conducting research related activities and for the teaching-Learning process
5	More ICT enabled rooms are required
6	Improvement of Sports Infrastructure is required
7	Improvement of physical infrastructure in the Research Centre
SUGGESTIONS/RECOMMENDATIONS RECEIVED THROUGH FEEDBACK FROM ALUMNI	
1	Improvement of Departmental Book Bank





# BELDA COLLEGE

(Accredited with CGPA of 2.75 at 'B' Grade by NAAC)

Belda :: Paschim Medinipur :: 721424 :: WB

ISO 9001:2015 Certified Organisation

Tel.:03229-255 246 \* Email: principal@beldacollege.ac.in \* Web: www.beldacollege.ac.in

2	Improvement of Sports Infrastructure is required
3	Facility for College to bus stand transportation
4	Organise more Career counselling related programmes
5	Organise Annual Sports & Cultural competition
6	Increase the internet speed within the college campus
<b>SUGGESTIONS/RECOMMENDATIONS RECEIVED THROUGH FEEDBACK FROM EMPLOYERS</b>	
1	Inclusion of some topics related to job in the syllabus
2	Increasing the number of soft skills programmes for students
3	Provide Spoken English courses for students
4	Increase number of Industrial Visits for students

**Dr Asit Panda**  
Co-ordinator, IQAC  
Belda College  
Paschim Medinipur, WB  
Co-ordinator  
INTERNAL QUALITY ASSURANCE CELL  
BELDA COLLEGE  
BELDA \* PASCHIM MEDINIPUR

**Dr Manabendra Mondal**  
Chairperson, IQAC & Principal  
Belda College  
Paschim Medinipur, WB  
Principal & Chairperson  
Internal Quality Assurance Cell (IQAC)  
Belda College  
Belda \* Paschim Medinipur

