




Belda College

(AFFILIATED TO VIDYASAGAR UNIVERSITY)

Summary Report
**Of Feedback Collected
from Faculty**

PREPARED BY
INTERNAL QUALITY ASSURANCE CELL
(IQAC)

2023 - 2024



FEEDBACK ANALYSIS REPORT

Faculty's Designation-wise Distribution

CATEGORY	Associate Professor	Assistant Professor	State Aided College Teacher (SACT)	Total
FREQUENCY	10 (11.5%)	44 (50.6%)	33 (37.9%)	87 (100%)

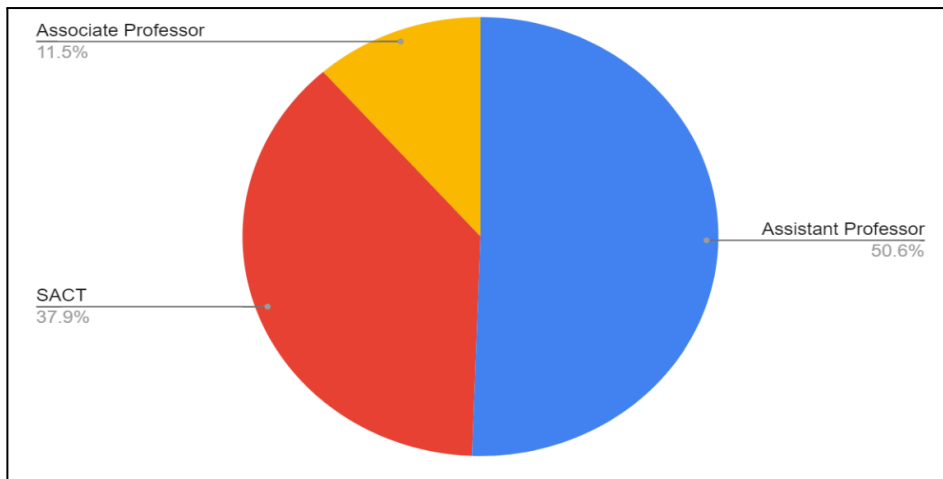


Table 1: The courses/syllabi taught by me have a good balance between theory and application

CATEGORY	Strongly Agree	Agree	Neutral	Disagree	Strongly Disagree	Total
FREQUENCY	41 (47.1%)	42 (48.3%)	04 (4.6%)	00	00	87 (100%)

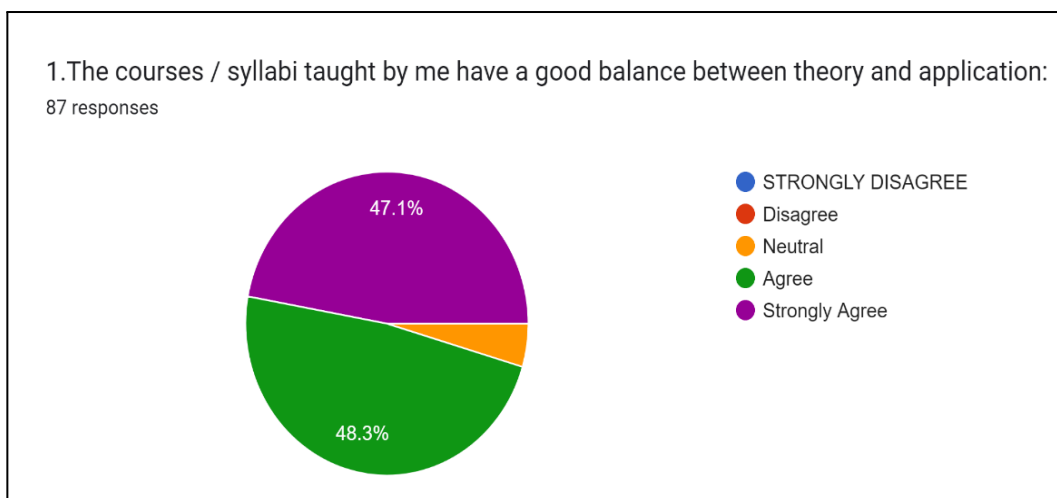


TABLE 2: The objectives of the syllabi are well-defined

CATEGORY	Strongly Agree	Agree	Neutral	Disagree	Strongly Disagree	Total
FREQUENCY	27 (62.1%)	54 (31%)	05 (5.7%)	1 (1.1%)	0	87 (100%)

2.The objectives of the syllabi are well defined:

87 responses

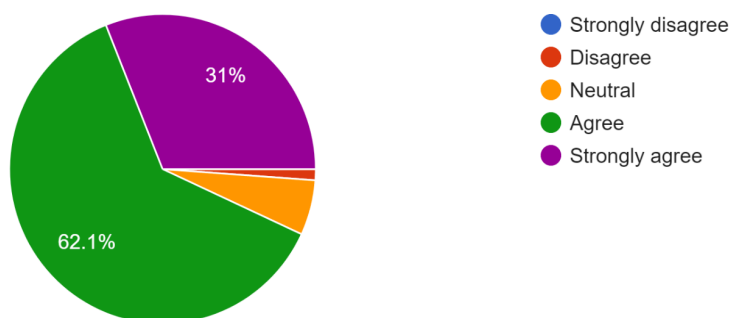


TABLE 3: The books/journals etc. prescribed/listed as reference materials are relevant, updated and cover the entire syllabi:

CATEGORY	Strongly Agree	Agree	Neutral	Disagree	Strongly Disagree	Total
FREQUENCY	26 (29.9%)	53 (60.9%)	7 (8%)	01 (1.1%)	0	87 (100%)

3.The books/journals etc. prescribed / listed as reference materials are relevant, updated and cover the entire syllabi:

87 responses

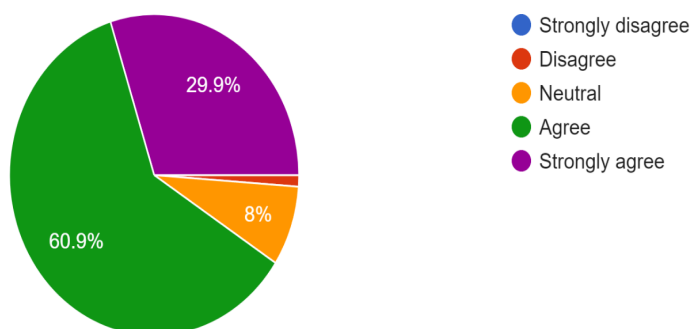


TABLE 4: The course/syllabi of the subjects taught by me increased my interest, knowledge and perspective in the subject area

CATEGORY	Strongly Agree	Agree	Neutral	Disagree	Strongly Disagree	Total
FREQUENCY	44 (50.6%)	39 (44.8%)	04 (4.6%)	0	0	87 (100%)

4.The course / syllabi of the subjects taught by me increased my interest, knowledge and perspective in the subject area:

87 responses

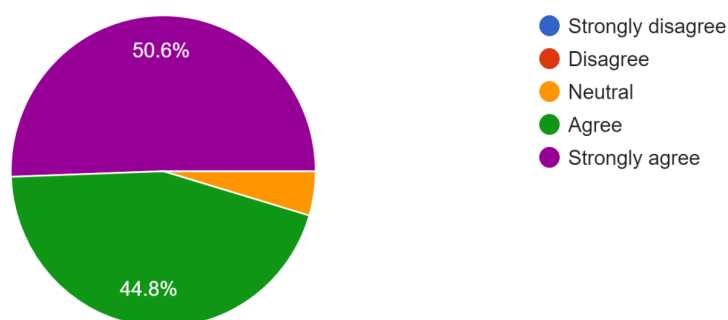


TABLE 5: The college has given me full freedom to adopt new techniques/ strategies of teaching (both Online & Offline)

CATEGORY	Strongly Agree	Agree	Neutral	Disagree	Strongly Disagree	Total
FREQUENCY	49 (59.8%)	30 (36.6%)	02 (2.4%)	01 (1.2%)	0	87 (100%)

5.The college has given me full freedom to adopt new techniques / strategies of teaching (both Online & Offline)

87 responses

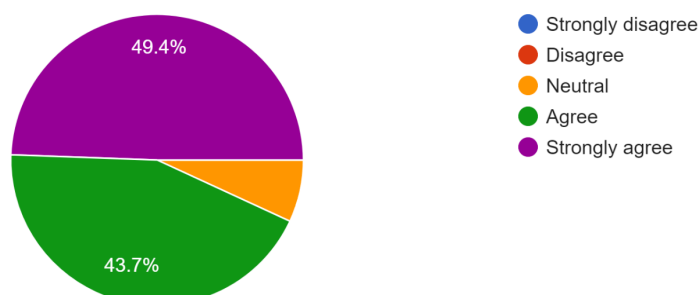


TABLE 6: I have the freedom to adopt new techniques/strategies of testing and assessing of students through the online platform

CATEGORY	Strongly Agree	Agree	Neutral	Disagree	Strongly Disagree	Total
FREQUENCY	35 (40.2%)	49 (56.3%)	03 (3.4%)	00	00	87 (100%)

6.I have the freedom to adopt new techniques / strategies of testing and assessing of students through the online platform

87 responses

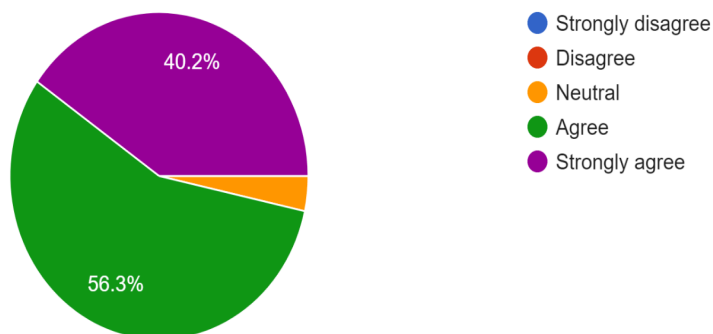


TABLE 7: Tests and examinations are conducted in scheduled time in accordance with the academic calendar prescribed by the affiliating university.

CATEGORY	Strongly Agree	Agree	Neutral	Disagree	Strongly Disagree	Total
FREQUENCY	42 (48.3%)	45 (51.7%)	00	00	00	87 (100%)

7.Tests and examinations are conducted in scheduled time in accordance with the academic calendar prescribed by the affiliating university

87 responses

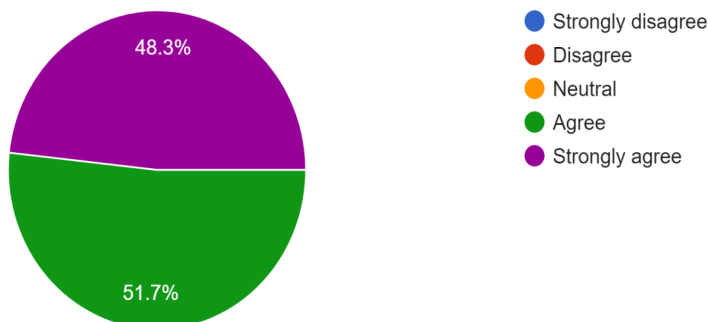


TABLE 8: Whether the Administration is Teacher friendly or not

CATEGORY	Strongly Agree	Agree	Neutral	Disagree	Strongly Disagree	Total
FREQUENCY	32 (36.8%)	43(49.4%)	11 (12.6%)	1 (1.1%)	00	87 (100%)

8. The administration is teacher-friendly:

87 responses

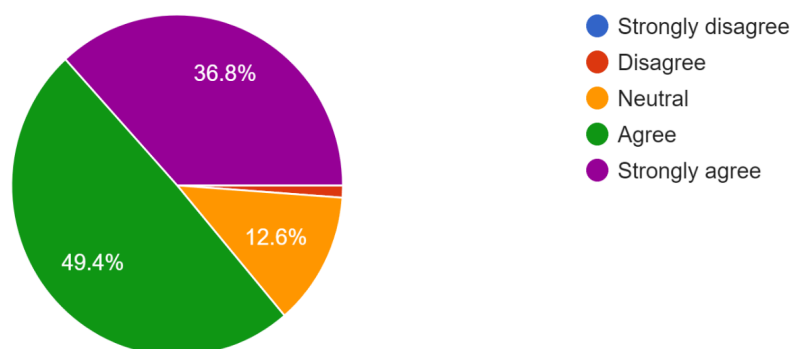


TABLE 9: Students are disciplined and respect the Staff members

CATEGORY	Strongly Agree	Agree	Neutral	Disagree	Strongly Disagree	Total
FREQUENCY	29 (33.3%)	40 (46%)	06 (6.9%)	05 (5.7%)	07 (8%)	87 (100%)

9. Students are disciplined and respect the Staff members:

87 responses

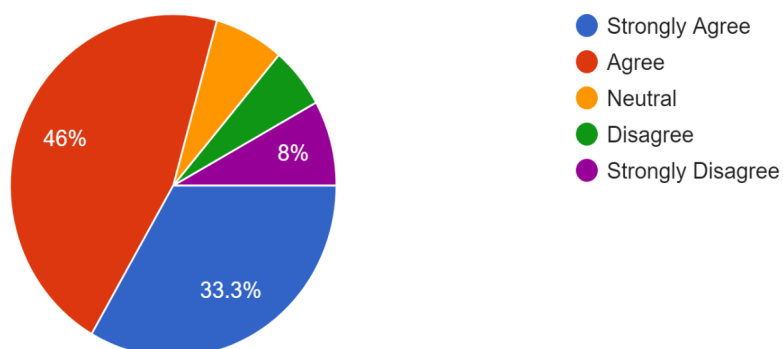


TABLE 10: The college provides adequate opportunities and support to faculty members for upgrading their skills and qualifications

CATEGORY	Strongly Agree	Agree	Neutral	Disagree	Strongly Disagree	Total
FREQUENCY	25 (28.7%)	48 (55.2%)	08 (9.2%)	03 (3.4%)	03 (3.4%)	87 (100%)

10. The college provides adequate opportunities and support to faculty members for upgrading their skills and qualifications:

87 responses

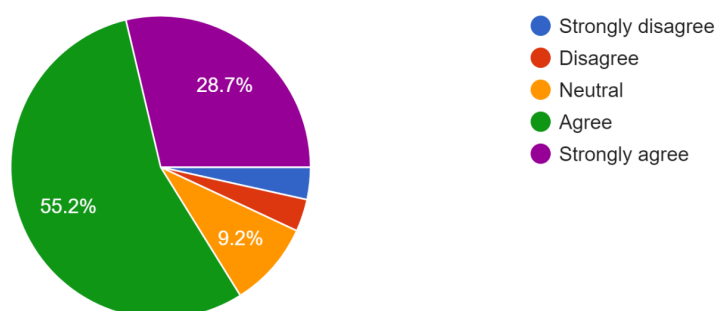


TABLE 11: College has adequate facilities and is equipped to handle emergencies or problems which may occur during online teaching or events

CATEGORY	Strongly Agree	Agree	Neutral	Disagree	Strongly Disagree	Total
FREQUENCY	16 (18.4%)	51 (58.6%)	11 (12.6%)	04 (4.6%)	05 (5.7%)	87 (100%)

11. College has adequate facilities and is equipped to handle emergencies or problems which may occur during online teaching or events

87 responses

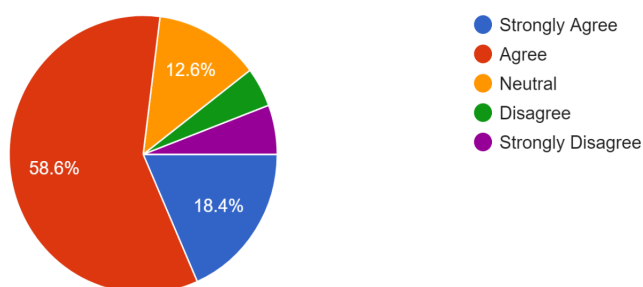


TABLE 12 Library is well-equipped and easily accessible online for e-study materials

CATEGORY	Strongly Agree	Agree	Neutral	Disagree	Strongly Disagree	Total
FREQUENCY	23 (26.4%)	48 (55.2%)	11 (12.6%)	02 (2.3%)	03 (3.4%)	87 (100%)

12. Library is well-equipped and easily accessible online for e study materials
87 responses

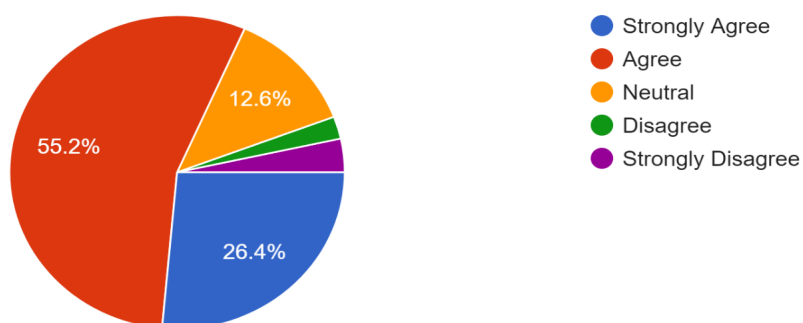


TABLE 13 Recognition/ Incentive/ Appreciation of the individual work is given

CATEGORY	Strongly Agree	Agree	Neutral	Disagree	Strongly Disagree	Total
FREQUENCY	16 (18.4%)	53 (60.9%)	14 (16.1%)	01 (1.1%)	03 (3.4%)	87 (100%)

13. Recognition/ Incentive/ Appreciation of the individual work is given:
87 responses

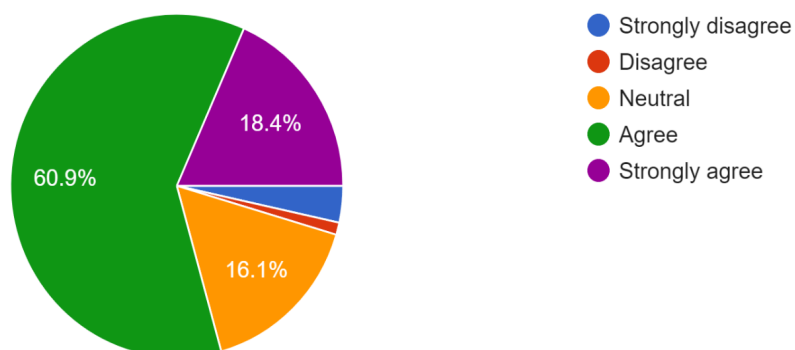


TABLE 14: ICT facilities provided by the college for conducting online classes and events are:

CATEGORY	Strongly Agree	Agree	Neutral	Disagree	Strongly Disagree
FREQUENCY	16 (18.4%)	62 (71.3%)	06 (6.9%)	03 (3.4%)	87 (100%)

14. ICT facilities provided by the college for conducting online classes and events are
87 responses

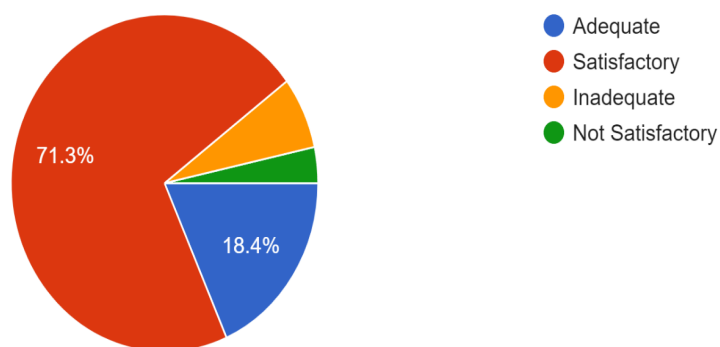
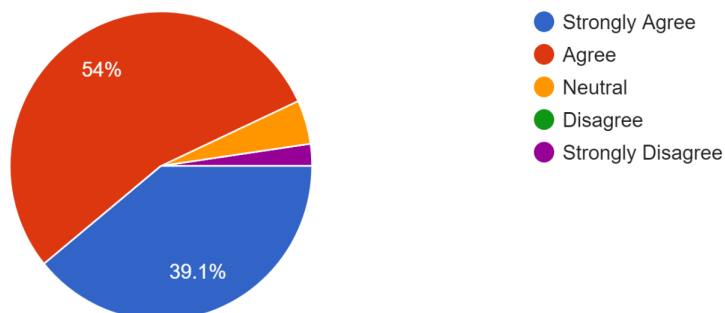


TABLE 15: College provides support for conducting online webinars/conferences and other events

CATEGORY	Strongly Agree	Agree	Neutral	Disagree	Strongly Disagree	Total
FREQUENCY	34 (39.1%)	47 (54%)	04 (4.6%)	00	2 (2.3%)	87 (100%)

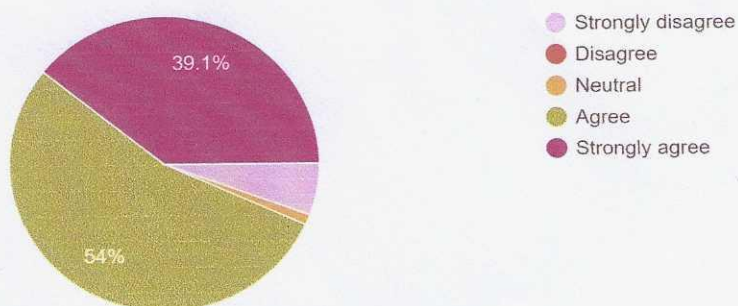
15. College provides support for conducting online webinars/conferences and other events
87 responses



**TABLE 16: The college provides Time-table prior to the commencement of semester**


CATEGORY	Strongly Agree	Agree	Neutral	Disagree	Strongly Disagree	Total
FREQUENCY	34 (39.1%)	47 (54%)	01 (1.1%)	00	05 (5.7%)	87 (100%)

16. The college provides Time-table prior to the commencement of semester
87 responses

**TABLE 17: Whether offline & online meetings with the Principal is conducted or not**

CATEGORY	Regularly	Sometimes	Never	Total
FREQUENCY	46 (52.9%)	41 (47.1%)	00	87 (100%)

17. Offline & Online meetings with the Principal is conducted
87 responses



R Sharma

Dr. Rakhi Dey Sharma

Co-ordinator, IQAC

Belda College, Paschim Medinipur, WB

Co-ordinator
Internal Quality Assurance Cell (IQAC)
Belda College
Paschim Medinipur

Dr. Chandrasekhar Hajra

Dr. Chandrasekhar Hajra

Chairperson, IQAC & Principal

Belda College, Paschim Medinipur, WB

Principal & Chairperson
Internal Quality Assurance Cell (IQAC)
Belda College
Paschim Medinipur